

EXCELLENCE IN QUALITY

We promote quality in medical laboratories by offering a wide range of external quality controls and continuous education.



INSTAND e.V.
Gesellschaft zur Förderung
der Qualitätssicherung
in medizinischen Laboratorien e. V.

Ublerstr. 20
40223 Düsseldorf, Germany

Postfach 25 02 11
40093 Düsseldorf, Germany

T +49 [0] 211 1592 13-0
E instand@instand-ev.de
I www.instand-ev.de

Version: 09.2025

Dear Colleagues,

INSTAND e.V., the Society for promoting Quality Assurance in Medical Laboratories e.V., has been conducting External Quality Assessment Schemes in all areas of in-vitro diagnostics as a reference institution of the German Medical Association since 1970.

As an External Quality Assessment organization, we are **accredited according to DIN EN ISO/IEC 17043**. We offer **nearly 400 External Quality Assessment (EQA) schemes/Proficiency Tests (PT)** for external quality control in laboratory diagnostics, in accordance with the current version of the German Medical Association (Rili-BÄK) guidelines. For this purpose, we ship around 165,000 sample sets annually to approximately 12,000 participating laboratories in nearly 80 countries.

We have optimized our **2026 INSTAND EQA Scheme Program** to meet the highest quality standards. Our new features at a glance:

- **Clinical Chemistry**
 - RV 180 Urine Chemistry Aminolaevulinic acid / Porphobilinogen
- **Molecular Genetics**
 - RV 727 NIPT - Determination of fetal RhD status
 - RV 752 ctDNA Tumour Panel
 - RV 822 CD19 CAR-T-Cells (quantitative)

We are excited to continue our excellent and pleasant cooperation with you.



Your INSTAND Team



Prof. Dr. med.

Michael Spannagl

President of the Board



Prof. Dr. rer. nat.

Ingo Schellenberg

Vice President of the Board



Prof. Dr. med.

Klaus-Peter Hunfeld

Vice President of the Board

SAVE
THE
DATE



IGLD-INSTAND-Jahrestagung
05. – 07. März 2026
Kap Europa. Messe Frankfurt.



Weitere Informationen und Anmeldeformular ab Herbst 2025 auf www.igld.de

CALIBRATION LABORATORY

Head: Dr. Patricia Kaiser
kaiser@instand-ev.de

Our calibration laboratory is accredited according to DIN EN ISO/IEC 17025:2018 and DIN EN ISO 15195:2019. We use internationally recognized calibration methods for the metrological traceability of measurement results for measurands in the field of laboratory medicine to SI units. In line with the requirements of the Rili-BÄK, target values in serum, plasma, whole blood, urine, and cerebrospinal fluid are determined in our laboratory as an evaluation standard in EQAS at the level of accuracy. In addition, we also offer our expertise in determining target values as a calibration service for the certification of control and calibration materials for external customers. Our calibration procedures and services are listed in the Joint Committee for Traceability in Laboratory Medicine (**JCTLM**) database.

Measurand	Sample Type	Range	Measuring Method	U ^a
Substrates/Metabolites:				
Cholesterol	Serum/Plasma	1-10 mmol/l	GC-IDMS	1.0%
Glucose	Serum/Plasma	1-60 mmol/l	GC-IDMS	1.0%
	Urine/Liquor	0.5-60 mmol/l		
Uric acid	Serum/Plasma	50-1000 µmol/l	GC-IDMS	1.0%
	Urine	20-2500 µmol/l		
Urea	Serum/Plasma	0.5-50 mmol/l	GC-IDMS	1.0%
	Urine	0.5-500 mmol/l		
Creatinine	Serum/Plasma	25-2000 µmol/l	GC-IDMS	1.0%
	Urine	0.05-40 mmol/l		
Total glycerol	Serum/Plasma	0.5-6 mmol/l	GC-IDMS	1.0%
Hormones:				
Cortisol	Serum/Plasma	30-2000 nmol/l	GC-IDMS	1.0%
Estradiol-17β	Serum/Plasma	37-2500 pmol/l	GC-IDMS	1.0%
Progesterone	Serum/Plasma	0.5-150 nmol/l	GC-IDMS	1.0%
Testosterone	Serum/Plasma	0.7-69 nmol/l	GC-IDMS	1.5%
Thyroxine	Serum/Plasma	6.4-283 nmol/l	GC-IDMS	1.0%
Ions:				
Calcium	Serum/Plasma	0.5-8 mmol/l	ICP-IDMS	1.0%
Chloride	Serum/Plasma	50-150 mmol/l	ICP-IDMS	1.0%
Potassium	Serum/Plasma	1-10 mmol/l	ICP-IDMS	1.0%
	Urine	1-200 mmol/l		
Lithium	Serum/Plasma	0.1-5 mmol/l	ICP-IDMS	1.0%
Magnesium	Serum/Plasma	0.1-5 mmol/l	ICP-IDMS	1.0%
Sodium	Serum/Plasma	70-200 mmol/l	ICP-MS	1.0%
	Urine	20-300 mmol/l		
Enzymes:				
Alanine aminotransferase (ALAT)	Serum/Plasma	0.33-6.67 µkat/l	Kinetic spectrophotometry	2.5%
Aspartate aminotransferase (ASAT)	Serum/Plasma	0.33-6.67 µkat/l		2.5%
Creatine kinase (CK)	Serum/Plasma	0.8-24 µkat/l		2.5%
γ-Glutamyl transferase (GGT)	Serum/Plasma	0.33-5 µkat/l		2.5%
Lactate dehydrogenase (LDH)	Serum/Plasma	1-12 µkat/l		2.5%
Glycated Proteins:				
HbA1c	Blood/Hemolysate	29-150 mmol/mol Hb	LC-MS	1.5%
Proteins:				
Total hemoglobin	Blood/Hemolysate	20-200 g/l	Spectrophotometry	1.1%
Total protein	Serum/Plasma	25-130 g/l		1.5%
Drugs:				
Digitoxin	Serum/Plasma	1-100 nmol/l	LC-IDMS	2.5%
Digoxin	Serum/Plasma	0.2-20 nmol/l	LC-IDMS	2.5%
Theophylline	Serum/Plasma	5-500 µmol/l	GC-IDMS	1.0%

^a best measurement capability

INSTAND e.V.'s mission and vision

We promote quality in medical laboratories by offering a wide range of external quality control and continuous education.

Our vision is to improve the reliability of measurement results in medical laboratories worldwide.

In the Federal Republic of Germany, INSTAND e.V. is appointed by the German Medical Association as a reference institution for external quality assurance.

Accreditation

INSTAND e.V.'s versatile EQA program is accredited in all represented disciplines of laboratory diagnostics by the German Accreditation Body (DAkKS) according to DIN EN ISO/IEC 17043:2010.

Terms and conditions, FAQ

Our "General Terms and Conditions for Participation in INSTAND e.V. EQA Schemes" shall apply to all participants of the INSTAND e.V. EQA schemes.

These terms and conditions can be found at:
<https://instand-ev.de/instand-agb>

We would also be happy to send them to you upon request.

We have compiled answers to frequently asked questions in our FAQ:

<https://instand-ev.de/faq>

Information about the RV-Online Portal

A user account for our RV-Online system is required to participate in INSTAND e.V. EQA schemes:

<https://rv-online.instandev.de>

After signing into RV-Online, you will be able to manage your master data and orders, as well as enter your EQAS results, view reports and retrieve your certificates. On our new YouTube channel you will soon find in-depth videos that explain the various features of RV-Online in English and German.

Scope of services

An EQA scheme includes the sample material, which is used to determine the measurement values by the participant, as well as an evaluation by INSTAND e.V. of the submitted EQAS results.

After evaluating the EQAS, participants who have submitted their results on time will receive an individual report, a general overview where applicable, a certificate of participation, and a certificate if they have passed.

In the event the EQAS is not passed, residual samples may be available after completion of the respective EQAS for a fee so you can check your test systems.

EQA schemes required/not required by Rili-BÄK

The EQA schemes in orange in the table of contents contain analytes that require participation in accordance with the guideline of the German Medical Association on Quality Assurance in Medical Laboratory Examinations <https://bundesaeztekammer.de/>.

This orange labeling of the analytes required by Rili-BÄK is also found in the descriptions of the EQA schemes.

Validity of certificates

Certificates are dated with the closing date of the EQA scheme.

Certificates for parameters which must undergo an EQAS are valid for twice as long as the mandatory EQAS interval. Certificates for parameters which are not subject to an EQAS in accordance with Rili-BÄK are usually valid for 12 months.

Registration / cancellation deadlines

Orders can be changed or cancelled up until the respective registration/cancellation deadline. After the registration/cancellation deadline, it is no longer possible to change the order.

Shipment date

On the day of shipment, the packages will be picked up by the shipping service provider of our choice.

Before every delivery, our shipping service provider will send a tracking number by e-mail. This e-mail is always sent to the main user registered with RV-Online.

If you do not receive the samples by the day after the shipment date, please contact our customer service immediately.

Submission deadlines

EQAS results must be entered by midnight CET on the closing date. After the closing date, it is no longer possible to correct or change the values.

1 Tumor Markers

9 CMS 2

Holdenrieder / Peetz

3

292

4

Samples : 2 samples of 2 ml
 Sample properties: Liquid Serum
 Shipping Information: Shipping at ambient temperature
 Certificate Validity: 12 months / 6 months



6

AFP	CA 125	CA 15-3
CA 19-9	CA 72-4	CEA
CYFRA 21-1	HE4	HER2/new
NSE	PSA, free	PSA, total
ROMA-Score	S100	SCC
TPA	TPS	Thyreoglobulin
beta-2-Microglobulin	hCG intact	hCG intact +beta-hCG free

participation according to Rili-BÄK:
 quarterly

8

For POCT systems: Please ensure that the sample matrix used in the EQA scheme is suitable for your test system. In case of uncertainty, we recommend contacting the manufacturer or supplier of your device.

7

	Jan. (1)	Mar. (2)	May (3)	July (4)	Aug. (5)	Oct. (6)
Registration deadline:	14.11.25	26.12.25	27.02.26	24.04.26	12.06.26	07.08.26
Sample shipment:	13.01.26	24.02.26	28.04.26	23.06.26	11.08.26	06.10.26
Closing Date:	30.01.26	13.03.26	15.05.26	10.07.26	28.08.26	23.10.26

Depending on the EQA scheme, further specific information may be available: i.e. infectious materials, suitable measuring devices, etc.

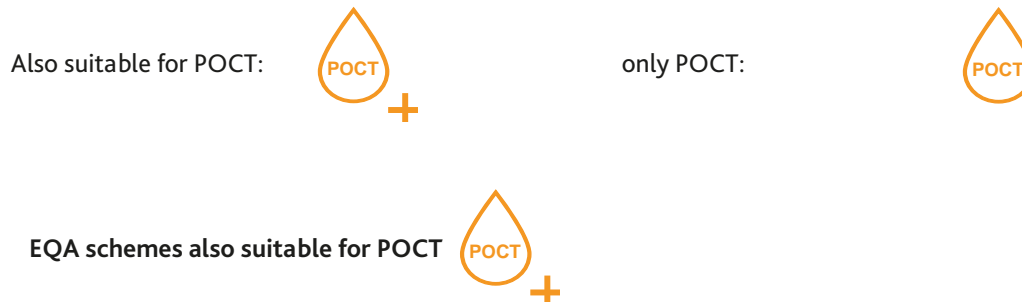
EQA schemes containing infectious material according to UN3373, biological substances category B, will be marked with the following symbol: ⚠

1. Name of the EQA scheme
2. EQAS expert/deputy
3. EQAS group number
4. Information on the shipped sample material as well as how long the certificate is valid for.
 Orange: for parameters required by Rili-BÄK, black: for parameters not required by Rili-BÄK.
5. EQA schemes also suitable for POCT
6. Parameters analyzed in the EQAS; parameters in orange required by Rili-BAK.
7. List of the relevant dates, subdivided into EQAS dates (1 - 6). The month of the EQAS is always in reference to the closing date. The number of available EQAS dates may vary.
8. Information about the frequency stipulated by Rili-BÄK.
9. CMS-approved PT schemes are marked

The following EQA schemes include analytes relevant to point-of-care testing (POCT) and are generally suitable for participation using corresponding POCT systems.

Please ensure that the sample matrix used in the EQA scheme is suitable for your test system. In case of uncertainty, we recommend contacting the manufacturer or supplier of your device.

The corresponding EQA schemes are tagged in the catalog with:



No.	EQA	Sample material
100	Clinical Chemistry - Conventional Analysis	Lyophilised serum
131	Fecal Diagnostics - Hb, Hb-Hapto-complex	Lyophilised stool
145	HbA1c	Whole blood (EDTA), not stabilized
151	Lipids/Lipoproteins	Lyophilised serum
161	Blood Gas Analysis	Control solution
162	Blood Gas Analysis - Haemoglobin	Control solution
163	Blood Gas Analysis OPTI Systems	Control solution
171	Urine Chemistry Qualitative	Liquid urine
173	Urine Chemistry Quantitative	Lyophilised urine
174	Drugs of Abuse in Human Urine 01 (Qualitative + Quantitative)	Lyophilised urine
176	Drugs of Abuse in Human Urine 02 (Qualitative + Quantitative)	Lyophilised urine
177	Drugs of Abuse in Human Urine 03 (Qualitative + Quantitative)	Lyophilised urine
179	Urine Chemistry Hormones	Lyophilised urine
203	Tricyclic Antidepressants 04 - Qualitative in Serum	Lyophilised serum
204	Tricyclic Antidepressants 05 - Qualitative in Urine	Lyophilised urine
209	Haematology - Blood Cell Count - QBC System	Whole blood (EDTA), not stabilized
211	Haematology - Blood Cell Count	Stabilized control blood
226	Haemostasis - D-Dimer	Lyophilised plasma
240	hsCRP	Liquid serum
292	Tumor Markers	Liquid serum
293	Tumor Markers - PSA and Testosterone	Liquid serum
311	Infection Serology - Treponema pallidum Antibodies	Liquid serum
320	Infection Serology - Procalcitonin	Liquid serum
321	Infection Serology - Streptococcal AB	Liquid serum
322	Infection Serology - C-Reactive Protein	Liquid serum
324	Infection Serology - Mycoplasma pneumoniae Antibodies	Liquid serum
334	Infection Serology - Helicobacter pylori Antibodies	Liquid serum
335	Virus Immunology - HIV-1/HIV-2 (Ab)	Liquid serum/plasma
337	Virus Immunology - HIV-1 p24 Antigen	Liquid serum
344	Virus Immunology - Hepatitis B Virus Program 1	Liquid serum

No.	EQA	Sample material
346	Virus Immunology - Hepatitis C Virus (Ab and HCV Antigen)	Liquid serum/plasma
350	Virus Immunology - Dengue Viruses (Ab and NS1 Antigen)	Liquid serum
352	Virus Immunology - Epstein Barr Virus (Ab)	Liquid serum
355	Virus Immunology - Hantaviruses (Ab)	Liquid serum
359	Virus Detection (Genome/Antigen) - Respiratory Syncytial Virus	Lyophilised cell culture material
370	Virus Detection (Genome/Antigen) - Influenza A and B Viruses incl. Avian Influenza A Viruses	Lyophilised cell culture material or allantoic fluid
410	Virus Antigen Detection - SARS-CoV-2 (Ag)	Lyophilised cell culture material
481	Mycoserology - Cryptococcus neoformans/ - gattii Antigen	Liquid Serum
539	Bacterial Genome Detection - MRSA or cMRSA	Lyophilised cell suspension
545	Bacterial Genome Detection - Clostridium difficile (Toxin Gene)	Lyophilised cell suspension
546	Bacterial Genome Detection - VRE (Vancomycin Resistant Enterococci)	Lyophilised cell suspension
612	Haematology - Differential Blood Count (Machine-Based Analysis)	Whole blood (EDTA), not stabilized
760	Myocardial Markers	Lyophilised serum
761	Myocardial Markers BNP	Liquid serum/plasma

EQA schemes only for POCT



No.	EQA	Sample material
286	Haemostasis - POCT	Whole blood (Citrat), not stabilized
800	Dry Chemistry - POCT: Glucose	Whole blood (EDTA)
810	Dry Chemistry - POCT: Abaxis Piccolo System	Lyophilised serum

New schemes in our program

Clinical Chemistry

180 Urine Chemistry Aminolaevulinic Acid / Porphobilinogen

Molecular Genetics

727 NIPT - Determination of fetal RhD status

752 ctDNA Tumour Panel

822 CD19 CAR-T-Cells (quantitative)

Survey	No.	Page
List of Rili-BÄK parameters subject to specific parts of B 1, B 2, B 3 and B 5		23-28
Molecular Genetics		
Engraftment- and chimerism diagnostics		
Engraftment- and Chimerism Diagnostics	618	29
Immunogenetics		
HLA Diagnostics - HLA-DQ	772	29
HLA Diagnostics - High resolution, molecular HLA typing class I and II	444	30
HLA Diagnostics - Low resolution, molecular HLA typing class I and II	442	30
Immunoematology		
Immunohaematology 03 - Platelet Immunology	233	31
Immunohaematology 06 - Molecular Diagnostic	235	31
Conventional genetics		
Molecular Genetics - Aldolase B-Gene (ALDOB) (A149P, A174D, N334K)	793	32
Molecular Genetics - Alpha-Globin and beta-Globin	794	32
Molecular Genetics - Alpha1-Antitrypsin-Gene (SERPINA1) (PiM, PiS, PiZ)	743	32
Molecular Genetics - Angiotensin Converting Enzyme	763	33
Molecular Genetics - Antithrombin (AT3; SERPINC1 Gene)	792	33
Molecular Genetics - Apolipoprotein B APOB, R3500Q (HGVS: c.10580G>A; p.Arg3527Gln), R3500W (HGVS: c.10579C>T; p.Arg3527Trp))	771	33
Molecular Genetics - Apolipoprotein E-Gene (APOE) (E2, E3, E4)	744	34
Molecular Genetics - Apolipoprotein E-Gene (APOE) (E2, E3, E4) - whole blood	734	34
Molecular Genetics - AZF (Y-Chromosome Microdeletions)	788	34
Molecular Genetics - BRCA1 BRCA2	779	35
Molecular Genetics - C-C Motif Chemokine Receptor 5	764	35
Molecular Genetics - CFTR Common Mutations	778	35
Molecular Genetics - Collagen Receptor-Gene (ITGA2) C807T	739	36
Molecular Genetics - Congenital Adrenal Hyperplasia due to 21-Hydroxylase Deficiency (CYP21A2 Gene)	773	36
Molecular Genetics - Connexin 26 (GJB2 Gene, GJB6 Gene)	782	36
Molecular Genetics - Copper-Binding Protein: ATP7B-Gene (ATP7) (H1069Q)	745	37
Molecular Genetics - ctDNA Tumour Panel	752	37
Molecular Genetics - CYP2C9 CYP2C19 VKORC1 TPMT	775	37
Molecular Genetics - CYP2D6 IL28B	777	38
Molecular Genetics - Dihydropyrimidin Dehydrogenase	762	38
Molecular Genetics - Duchenne Muscular Dystrophy (DMD) and Becker Muscular Dystrophy (BMD) (DMD Gene)	780	39
Molecular Genetics - Factor V-Leiden-Gene (F5)	730	39
Molecular Genetics - Factor V-Leiden-Gene (F5) - whole blood	740	40
Molecular Genetics - Fibrinogen Receptor-Gene (ITGB3) HPA 1a/1b	749	40
Molecular Genetics - Fragile X Syndrome (FMR1 Gene, CGG Repeats)	781	40
Molecular Genetics - HFE-Gene: H63D, C282Y	741	41
Molecular Genetics - HFE-Gene: H63D, C282Y (optional: S65C) - whole blood	733	41
Molecular Genetics - Huntington Disease (HTT Gene, CAG Repeats)	784	41
Molecular Genetics - Lactase-Gene -13910T>C (MCM6 Gene, IVS13 C-T, rs4988235, HGVS: C.1917+326 C>T)	770	42
Molecular Genetics - MLH1 MSH2 MSH6 PMS2 (Lynch)	783	42
Molecular Genetics - MTHFR-Gene C677T (optional A1298C)	747	43
Molecular Genetics - MTHFR-Gene C677T (optional A1298C) - whole blood	732	43
Molecular Genetics - NIPT - Determination of Fetal RhD Status	727	43

Survey	No.	Page
Molecular Genetics - NOD2	774	44
Molecular Genetics - PAI-1-Gene (SERPINE1) (4G/5G)	748	44
Molecular Genetics - PAI-1-Gene (SERPINE1) (4G/5G) - whole blood	735	44
Molecular Genetics - Prader-Willi (PWS) und Angelman (AS) Syndromes (Chromosome region 15q11-13, SNRPN)	786	45
Molecular Genetics - Protein C (PROC Gene)	790	45
Molecular Genetics - Protein S (PROS1 Gene)	791	45
Molecular Genetics - Prothrombin-Gene (F2) G20210A	746	46
Molecular Genetics - Prothrombin-Gene (F2) G20210A - whole blood	731	46
Molecular Genetics - Spinal Muscular Atrophy (SMN1 and SMN2 Genes)	787	46
Molecular Genetics - UDP-Glucuronyltransferase 1-Gene (UGT1A1)	742	47
 Oncology		
Molecular Genetics - Ret Proto-Oncogene (Multiple Endocrine Neoplasia Type 2, MEN2, RET Gene)	738	47
Molecular Oncology - AML-Panel (NGS)	798	47
Molecular Oncology - BRAF	795	48
Molecular Oncology - BTK	796	48
Molecular Oncology - KIT	767	48
Molecular Oncology - MYD88	766	49
Molecular Oncology - Myeloproliferative Neoplasia	768	49
Molecular Oncology - SF3B1	797	49
Molecular Oncology - STAT3	769	50
Molecular Oncology - TP53	765	50
 Immunology		
Allergy Diagnostic	720	51
 Autoimmune diseases		
Autoimmune Diseases - Antiphospholipid Syndrome	275	51
Autoimmune Diseases - Autoimmune Dermatitis	259	51
Autoimmune Diseases - Autoimmune Endocrinopathies	263	52
Autoimmune Diseases - Connective Tissue Diseases (ANA)	251	52
Autoimmune Diseases - Connective Tissue Diseases (ENA)	255	52
Autoimmune Diseases - Diabetes mellitus	261	53
Autoimmune Diseases - Gluten-Sensitive Enteropathies	271	53
Autoimmune Diseases - Hepatic Syndromes	253	53
Autoimmune Diseases - Myasthenia gravis	269	54
Autoimmune Diseases - Paraneoplastic Neuropathies	265	54
Autoimmune Diseases - Peripheral Neuropathies	267	54
Autoimmune Diseases - Rheumatoid Arthritis	273	55
Autoimmune Diseases - Vasculitis / Glomerulopathies	257	55
Basophil Activation Test	653	55
 HLA typing		
HLA Diagnostics - HLA Antibody Screening and Identification	445	56
HLA Diagnostics - HLA Crossmatching	443	56
HLA Diagnostics - HLA Typing Class I and II of Serological Equivalents	441	56
HLA Diagnostics - HLA-B27 Determination	440	57
 Immunophenotyping		
Immunophenotyping - Cellular Immunodeficiency Diagnostic	651	57

Survey	No.	Page
Functional immunologic assays		
Interferon Gamma Release Assay (IGRA)	650	57
Lymphocyte Transformation Test (LTT)	656	58
Oxidative Burst / Phagocytosis Test	654	58
Complement analysis		
Complement Analysis - Anti-C1 Inhibitor Autoantibody	250	59
Complement Analysis - Anti-C1q Autoantibody	245	59
Complement Analysis - Anti-factor H (FH) Autoantibody	249	59
Complement Analysis - C3 - Nephritic Factor	248	60
Complement Analysis - Complement activation products	247	60
Complement Analysis - Functions (F) and Proteins (P)	246	60
Transfusion medicine		
Immunoematology		
Immunohaematology 01	231	61
Immunohaematology 02 (incl. Antibody Identification)	232	61
Immunohaematology 04 - Granulocyte Immunology	234	61
Immunohaematology 05 - Machine-Based Analysis	237	62
Immunohaematology 07 - Machine-Based Analysis (incl. AB Quantitation)	238	62
Immunohaematology 08 - Compatibility Testing (Blood Transfusion)	239	62
Clinical Chemistry		
Haematology		
CLL-MRD Immunophenotyping	820	63
CD19 CAR-T-Cells (quantitative)	822	63
Haematology - Blood Cell Count	211	64
Haematology - Blood Cell Count - QBC System	209	64
Haematology - Blood Smear Analysis	212	64
Haematology - Bone Marrow Cytology	218	65
Haematology - Differential Blood Count (Machine-Based Analysis)	612	65
Haematology - Free Haemoglobin	236	65
Haematology - Haemoglobinopathies	210	66
Haematology - Immunophenotyping	214	66
Haematology - Lymphocyte differentiation	213	66
Haematology - PNH Diagnostics	616	67
Haematology - Reticulocyte Analysis Machine-Based Analysis	216	67
Haematology - Reticulocyte Analysis Microscopy	215	67
Haematology - Stem/Progenitor Cells (CD34)	217	68
Haematology - Stem/Progenitor Cells (CD34) (stabilized)	660	68
Haematology - T, B and NK cells in cellular products (flow cytometry)	617	68
Hemostaseology		
Haemostasis - Apixaban	504	69
Haemostasis - Argatroban	230	69
Haemostasis - AT, Protein C, Protein S, C1-Inhibitor	225	69
Haemostasis - Compact	285	70
Haemostasis - D-Dimer	226	70
Haemostasis - Dabigatran	502	70
Haemostasis - Edoxaban	505	71
Haemostasis - Emicizumab	506	71

Survey	No.	Page
Haemostasis - Factor II, V, VII,X	223	71
Haemostasis - Factor IX, XI, XII, XIII	224	72
Haemostasis - Factor VIII, WF	227	72
Haemostasis - FIB, TZ, FSP	222	72
Haemostasis - Fondaparinux	501	73
Haemostasis - Functional APC Resistance	288	73
Haemostasis - LMW Heparin	281	73
Haemostasis - Orgaran	282	74
Haemostasis - POCT	286	74
Haemostasis - PT, INR, aPTT	221	74
Haemostasis - Rivaroxaban	503	75
Haemostasis - ROTEM Sigma	509	75
Haemostasis - TEG/ROTEM	283	75
Haemostasis - UF Heparin	280	75
 Hormones		
Adrenal Gland / Pituitary	298	76
Aldosterone	304	76
Calcium Metabolism / Special Thyroid	301	76
Fertility	297	77
Gravidity - 1st Trimester Screening	305	77
Gravidity - 2nd Trimester Screening	306	77
Hematopoetic Growth Factors	626	78
Pancreas/Gastrointestinal Tract	300	78
Preeclampsia Marker	625	78
Steroid Hormones, Thyroid Gland	302	79
Thyroid Gland Antibodies	295	79
Thyroid Hormones	294	79
Virilization	309	80
 IgG subclasses		
IgG Subclasses	244	80
 Cardiac marker		
Myocardial Markers	760	80
Myocardial Markers BNP	761	81
 Conventional clinical chemistry		
ACE (Angiotensin-Converting-Enzyme)	630	81
Amino Acid Analysis	710	81
Ammonia	118	82
Biogenic Amines in Plasma	185	82
Capillary Zone Electrophoresis	102	82
Clinical Chemistry - Conventional Analysis	100	83
Ethanol	700	83
Fructosamine	146	83
G6PDH (Glucose-6 Phosphate Dehydrogenase)	279	84
Gammopathies	243	84
Glucose - Conventional Analysis	111	84
HbA1c	145	85
Lipids/Lipoproteins	151	85
Markers of Ethanol Abuse - Transferrine	750	85

Survey	No.	Page
Plasma Cell Neoplasia-MRD Immunophenotyping	821	86
Serum Proteins/Electrophoresis	141	86
Cerebrospinal fluid		
Cerebrospinal Fluid Analysis - CSF Ferritin	467	86
Cerebrospinal Fluid Analysis - Dementia Markers	466	87
Cerebrospinal Fluid Analysis - Free light chains Kappa	468	87
Cerebrospinal Fluid Analysis - Lactate/ Glucose	464	87
Cerebrospinal Fluid Analysis - MRZ Reaction	463	88
Cerebrospinal Fluid Analysis - Neuroborreliosis	465	88
Cerebrospinal Fluid Analysis - Oligoclonal IgG	462	88
Cerebrospinal Fluid Analysis - Protein Analysis	460	89
Newborn analytic		
Neonatal Bilirubin	110	89
Newborn screening	785	89
Pharmaceuticals		
Antiarrhythmics - Amiodaron	190	90
Antibacterials 01 - Teicoplanin	193	90
Antibacterials 02	890	90
Anticonvulsants 01	191	91
Anticonvulsants 02	192	91
Anticonvulsants 03	871	91
Anticonvulsants 04	872	92
Antifungals / Immunosuppressants	602	92
Antifungals and Chloramphenicol	198	92
Antipsychotics/Antidepressives 01	200	93
Antipsychotics/Antidepressives 02	873	93
Antipsychotics/Antidepressives 03	874	93
Antipsychotics/Antidepressives 04	875	94
Antivirals	850	94
Benzodiazepines 01	876	94
Benzodiazepines 02	877	95
Benzodiazepines 03	878	95
Immunosuppressants	601	95
Paracetamol and NSAIDs	194	96
Psychostimulants - ADHS-Treatment	879	96
Psychotherapeutic Drugs 01	860	96
Psychotherapeutic Drugs 02	861	97
Psychotherapeutic Drugs 03	862	97
Psychotherapeutic Drugs 04	863	97
Respiratory Stimulants - Caffeine	870	98
Therapeutic drugs - Antibiotics, Digitoxin, MTX	197	98
Therapeutic drugs - Antiepileptics, Digoxin, Lithium and others	195	98
Tri-/Tetracyclic Antidepressants 03 - Quantitative in Serum	202	99
Tricyclic Antidepressants 01 - Quantitative in Serum	199	99
Tricyclic Antidepressants 02 - Quantitative in Serum	201	99
Tricyclic Antidepressants 04 - Qualitative in Serum	203	100
Photometry		
Photometer Controls	181	100

Survey	No.	Page
Plasma proteins		
Cystatin C	242	100
hsCRP	240	101
Infection Serology - C-Reactive Protein	322	101
Plasmaproteins	241	101
POCT		
Blood Gas Analysis	161	102
Blood Gas Analysis - Haemoglobin	162	102
Blood Gas Analysis OPTI Systems	163	102
Dry Chemistry - POCT: Abaxis Piccolo System	810	103
Dry Chemistry - POCT: Glucose	800	103
Trace elements		
Trace Elements - whole blood	208	104
Trace Elements Plasma	206	104
Trace Elements Serum	207	104
Stool diagnostics		
Fecal Diagnostics - Calprotectin	130	105
Fecal Diagnostics - Hb, Hb-Hapto-complex	131	105
Tumor marker		
Tumor Markers	292	106
Tumor Markers - Calcitonin, Pro-GRP, PIVKAlI, AFP, AFP-L3	299	106
Tumor Markers - PSA and Testosterone	293	106
Urine analysis		
Drugs of Abuse in Human Urine 01 (Qualitative + Quantitative)	174	107
Drugs of Abuse in Human Urine 02 (Qualitative + Quantitative)	176	107
Drugs of Abuse in Human Urine 03 (Qualitative + Quantitative)	177	107
Markers of Ethanol Abuse - Ethylglucuronide	751	108
Systematic Toxicological Analysis (STA)	188	108
Trace Elements Urine	205	108
Tricyclic Antidepressants 05 - Qualitative in Urine	204	109
Urinary Stone Analyses	500	109
Urine Chemistry Aminolaevulinic acid / Porphobilinogen	180	109
Urine Chemistry Biogene Amines	175	110
Urine Chemistry Hormones	179	110
Urine Chemistry Porphyrins	178	110
Urine Chemistry Qualitative	171	111
Urine Chemistry Quantitative	173	111
Urine Chemistry Sediment Pictures	172	111
Urine Protein Differentiation	182	112
Vitamins		
Vitamins - Methylmalonic Acid	187	112
Vitamins - Serum	290	112
Vitamins - Vitamin C	296	113
Vitamins - whole blood	291	113

Survey	No.	Page
Microbiology		
Bacterial genome getection		
Bacterial Genome Detection - <i>Bordetella pertussis</i>	532	114
Bacterial Genome Detection - <i>Borrelia burgdorferi</i>	535	114
Bacterial Genome Detection - Carbapenemase-Genes	544	114
Bacterial Genome Detection - <i>Chlamydia pneumoniae</i>	540	115
Bacterial Genome Detection - <i>Chlamydia trachomatis</i>	531	115
Bacterial Genome Detection - <i>Chlamydia trachomatis</i> & <i>Neisseria gonorrhoeae</i>	530	115
Bacterial Genome Detection - <i>Clostridium difficile</i> (Toxin Gene)	545	116
Bacterial Genome Detection - <i>Coxiella burnetii</i> & <i>Bacillus anthracis</i>	542	116
Bacterial Genome Detection - EHEC / STEC	534	116
Bacterial Genome Detection - <i>Francisella tularensis</i> & <i>Brucella</i> spp.	543	117
Bacterial Genome Detection - <i>Helicobacter pylori</i>	533	117
Bacterial Genome Detection - <i>Legionella pneumophila</i>	536	117
Bacterial Genome Detection - <i>Listeria</i> spp.	538	118
Bacterial Genome Detection - MRSA or cMRSA	539	118
Bacterial Genome Detection - <i>Mycoplasma pneumoniae</i>	541	118
Bacterial Genome Detection - PCR/NAT Multiplex Detection Method for Gastrointestinal Pathogens	548	119
Bacterial Genome Detection - <i>Salmonella enterica</i>	537	119
Bacterial Genome Detection - Urogenital Panel	547	119
Bacterial Genome Detection - VRE (Vancomycin Resistant Enterococci)	546	120
Bacteriological infection serology		
Infection Serology - <i>Bartonella</i> Antibodies	326	120
Infection Serology - <i>Bordetella pertussis</i> Antibodies	317	120
Infection Serology - <i>Borrelia burgdorferi</i> Antibodies	332	121
Infection Serology - <i>Brucella</i> Antibodies	327	121
Infection Serology - <i>Campylobacter</i> Antibodies	319	121
Infection Serology - <i>Chlamydia pneumoniae</i> (<i>Chlamydophila</i>) Antibodies	314	122
Infection Serology - <i>Chlamydia trachomatis</i> Antibodies	312	122
Infection Serology - <i>Chlamydia trachomatis</i> Direct Detection (ELISA / PCR)	313	122
Infection Serology - <i>Chlamydia trachomatis</i> Direct Detection (Slide)	316	123
Infection Serology - <i>Coxiella burnetii</i> Antibodies	325	123
Infection Serology - Diphtheria Toxoid Antibodies	318	123
Infection Serology - <i>Francisella tularensis</i> Antibodies	328	124
Infection Serology - <i>Helicobacter pylori</i> Antibodies	334	124
Infection Serology - <i>Leptospira</i> Antibodies	329	124
Infection Serology - <i>Mycoplasma pneumoniae</i> Antibodies	324	125
Infection Serology - Procalcitonin	320	125
Infection Serology - Rheumatoid Factor	323	125
Infection Serology - <i>Rickettsia</i> Antibodies	330	126
Infection Serology - <i>Salmonella</i> Antibodies	331	126
Infection Serology - Streptococcal AB	321	127
Infection Serology - Tetanus Toxoid Antibodies	310	127
Infection Serology - <i>Treponema pallidum</i> Antibodies	311	127
Infection Serology - <i>Yersinia</i> Antibodies	315	128
Human microbiome		
Bacterial Genome Detection		
- Molecular Genetic Analysis of the Human Microbiome	580	128

Survey	No.	Page
Conventional bacteriology		
Bacteriology (3 Samples)	411	129
Bacteriology (5 Samples)	412	129
Bacteriology - Gram Stain	413	130
Mycobacteriology		
Mycobacterial Diagnostics - Cultivation	422	130
Mycobacterial Diagnostics - Drug Susceptibility Testing of nontuberculous mycobacteria	427	130
Mycobacterial Diagnostics - Drug Susceptibility Testing of tuberculosis bacteria	425	131
Mycobacterial Diagnostics - Identification	423	131
Mycobacterial Diagnostics - Microscopy	421	131
Mycobacterial Diagnostics - Molecular Drug Susceptibility Testing of tuberculosis bacteria	426	132
Mycobacterial Diagnostics - NAT tuberculosis bacteria	424	132
Mycology		
Fungal Genome Detection - Pneumocystis jirovecii	560	132
Genome Detection of Dermatophytes	492	133
Mycology Dermatophytes, Yeasts, Mould Fungus	491	133
Mycology Mucorales, Yeasts, Coelomycetes, Hyphomycetes, Basidiomycetes	490	133
Mycoserology - Candida (Antigen and Antibodies)	480	134
Mycoserology - Cryptococcus neoformans/ - gattii Antigen	481	134
Parasite diagnostics		
Detection of Toxoplasma DNA (PCR)	457	134
Molecular Genetic Detection of Protozoa in Stool	458	135
Parasite Microscopy (Blood)	456	135
Parasite Serology - Amoebiasis and Echinococcosis	455	135
Parasite Serology - Malaria and Schistosomiasis	454	136
Parasite Serology - Toxoplasmosis	452	136
Virtual Parasite Microscopy (Blood)	906	136
Virtual Parasite Detection (stool)	907	137

Virus Diagnostics

Virus Genome Detection

Virus Antigen Detection - SARS-CoV-2 (Ag)	410	138
Virus Detection (Genome/Antigen)		
- Influenza A and B Viruses incl. Avian Influenza A Viruses	370	138
Virus Detection (Genome/Antigen) - Respiratory Syncytial Virus	359	139
Virus Genome Detection - Adenoviruses	371	139
Virus Genome Detection - BK Virus	364	139
Virus Genome Detection - Borna Viruses	404	140
Virus Genome Detection - Chikungunya Virus	392	140
Virus Genome Detection - Coronaviruses incl. SARS-CoV-2	340	141
Virus Genome Detection - Cytomegalovirus Program 1	365	141
Virus Genome Detection - Cytomegalovirus Program 2	368	142
- additional Training Program (can only be ordered with program 365)		
Virus Genome Detection - Cytomegalovirus Resistance Determination	349	142
Virus Genome Detection - Dengue Viruses	369	143
Virus Genome Detection - Enteroviruses	372	143
Virus Genome Detection - Epstein Barr Virus	376	143

Survey	No.	Page
Virus Genome Detection - Gastrointestinal Virus Panel for Multiplex Tests	430	144
<i>Virus Genome Detection - Hepatitis A Virus</i>	<i>377</i>	144
Virus Genome Detection - Hepatitis B Virus Genotyping	396	145
<i>Virus Genome Detection - Hepatitis B Virus Program 1</i>	<i>361</i>	145
Virus Genome Detection - Hepatitis B Virus Program 2		
- additional Training Program (can only be ordered with program 361)	378	145
Virus Genome Detection - Hepatitis B Virus Resistance Determination	397	146
<i>Virus Genome Detection - Hepatitis C Virus Geno-/Subtyping</i>	<i>375</i>	146
<i>Virus Genome Detection - Hepatitis C Virus Program 1</i>	<i>362</i>	146
Virus Genome Detection - Hepatitis C Virus Program 2		
- additional Training Program (can only be ordered with program 362)	379	147
Virus Genome Detection - Hepatitis C Virus Resistance Determination	399	147
Virus Genome Detection - Hepatitis D Virus	400	148
<i>Virus Genome Detection - Hepatitis E Virus</i>	<i>380</i>	148
<i>Virus Genome Detection - Herpes Simplex Virus Type 1/Type 2</i>	<i>363</i>	148
Virus Genome Detection - HIV-1 (RNA) Program 2		
- additional Training Program (can only be ordered with program 360)	382	149
<i>Virus Genome Detection - HIV-1 (RNA) Program 1</i>	<i>360</i>	149
Virus Genome Detection - HIV-1 Drug Resistance Determination		
- Standard Program for Protease and Reverse Transcriptase Inhibitors	383	149
Virus Genome Detection - HIV-1 Drug Resistance Determination		
- additional Program for Integrase Inhibitors and Tropism Determination	384	150
Virus Genome Detection - HIV-2 (RNA)	395	150
Virus Genome Detection - Human Herpesvirus 6 (HHV-6)	405	150
Virus Genome Detection - Human Herpesvirus 8 (HHV-8)	406	151
Virus Genome Detection - Human Metapneumovirus	385	151
<i>Virus Genome Detection - Human Papilloma Viruses</i>	<i>373</i>	151
Virus Genome Detection - Human Rhinoviruses	393	152
Virus Genome Detection - JC Virus	394	152
<i>Virus Genome Detection - Measles Virus</i>	<i>386</i>	152
Virus Genome Detection - Monkeypox Virus / Orthopoxviruses	418	153
<i>Virus Genome Detection - Mumps Virus</i>	<i>387</i>	153
<i>Virus Genome Detection - Norovirus</i>	<i>381</i>	153
Virus Genome Detection - Panel for Viral Meningitis / Encephalitis for Multiplex Tests	433	154
Virus Genome Detection - Parainfluenza Viruses	388	154
Virus Genome Detection - Parechovirus	407	155
<i>Virus Genome Detection - Parvovirus B19</i>	<i>367</i>	155
Virus Genome Detection - Rabies Virus (Tollwutvirus)	390	155
Virus Genome Detection - Respiratory Virus Panel 1 for Multiplex Tests	431	156
Virus Genome Detection - Respiratory Virus Panel 2 for Multiplex Tests	432	157
Virus Genome Detection - Rotaviruses	401	157
<i>Virus Genome Detection - Rubella Virus</i>	<i>389</i>	158
<i>Virus Genome Detection - SARS-CoV-2</i>	<i>409</i>	158
Virus Genome Detection - SARS-CoV-2 sequence analysis	417	158
Virus Genome Detection - Torque Teno Virus (TTV)	408	159
<i>Virus Genome Detection - Varicella Zoster Virus</i>	<i>366</i>	159
<i>Virus Genome Detection - West Nile Virus</i>	<i>391</i>	159
Virus Genome Detection - Zika Virus	403	160
Virus immunology		
Virus Immunology - Borna Viruses (Ab)	415	160
Virus Immunology - Chikungunya Virus (Ab)	402	160

Survey	No.	Page
Virus Immunology - Cytomegalovirus (Ab)	351	161
Virus Immunology - Dengue Viruses (Ab and NS1 Antigen)	350	161
Virus Immunology - Epstein Barr Virus (Ab)	352	161
Virus Immunology - Hantaviruses (Ab)	355	162
Virus Immunology - Hepatitis A Virus (Ab)	343	162
Virus Immunology - Hepatitis B Virus Program 1 (HBsAg, Anti-HBs, Anti-HBc)	344	162
Virus Immunology - Hepatitis B Virus Program 2 (Anti-HBc-IgM, HBeAg, Anti-HBe)	345	163
Virus Immunology - Hepatitis C Virus (Ab and HCV Antigen)	346	163
Virus Immunology - Hepatitis D Virus (Ab)	347	163
Virus Immunology - Hepatitis E Virus (Ab)	348	164
Virus Immunology - Herpes Simplex Viruses (Ab)	354	164
Virus Immunology - HIV-1 p24 Antigen	337	164
Virus Immunology - HIV-1/HIV-2 (Ab)	335	165
Virus Immunology - HTLV-1/HTLV-2 (Ab)	339	165
Virus Immunology - Measles Virus (Ab)	357	165
Virus Immunology - Mumps Virus (Ab)	356	166
Virus Immunology - Parvovirus B19 (Ab)	342	166
Virus Immunology - Rabies Virus (Tollwutvirus) (Ab)	336	166
Virus Immunology - Rubella Virus (Ab)	341	167
Virus Immunology - SARS-CoV-2 (Ab)	416	167
Virus Immunology - Tick-Borne Encephalitis (TBE/FSME) Virus (Ab)	358	167
Virus Immunology - Varicella Zoster Virus (Ab)	353	168
Virus Immunology - Zika Virus (Ab)	338	168

POCT

POCT (suitable)

Haematology - Blood Cell Count - QBC System	209	64
Haematology - Blood Cell Count	211	64
Haematology - Differential Blood Count (Machine-Based Analysis)	612	65
Haemostasis - D-Dimer	226	70
Haemostasis - POCT	286	74
Myocardial Markers	760	80
Clinical Chemistry - Conventional Analysis	100	83
HbA1c	145	85
Lipids/Lipoproteins	151	85
Tricyclic Antidepressants 04 - Qualitative in Serum	203	100
hsCRP	240	101
Infection Serology - C-Reactive Protein	322	101
Blood Gas Analysis	161	102
Blood Gas Analysis - Haemoglobin	162	102
Blood Gas Analysis OPTI Systems	163	102
Fecal Diagnostics - Hb, Hb-Hapto-complex	131	105
Tumor Markers	292	106
Tumor Markers - PSA and Testosterone	293	106
Drugs of Abuse in Human Urine 01 (Qualitative + Quantitative)	174	107
Drugs of Abuse in Human Urine 02 (Qualitative + Quantitative)	176	107
Drugs of Abuse in Human Urine 03 (Qualitative + Quantitative)	177	107
Tricyclic Antidepressants 05 - Qualitative in Urine	204	109
Urine Chemistry Hormones	179	110
Urine Chemistry Qualitative	171	111
Urine Chemistry Quantitative	173	111
Bacterial Genome Detection - Clostridium difficile (Toxin Gene)	545	116

Survey	No.	Page
Bacterial Genome Detection - MRSA or cMRSA	539	118
Bacterial Genome Detection - VRE (Vancomycin Resistant Enterococci)	546	120
Infection Serology - Helicobacter pylori Antibodies	334	124
Infection Serology - Procalcitonin	320	125
Infection Serology - Mycoplasma pneumoniae Antibodies	324	125
Infection Serology - Treponema pallidum Antibodies	311	127
Infection Serology - Streptococcal AB	321	127
Mycoserology - Cryptococcus neoformans/ - gattii Antigen	481	134
Virus Detection (Genome/Antigen) - Influenza A and B Viruses incl. Avian Influenza A Viruses	370	138
Virus Antigen Detection - SARS-CoV-2 (Ag)	410	138
Virus Detection (Genome/Antigen) - Respiratory Syncytial Virus	359	139
Virus Immunology - Dengue Viruses (Ab and NS1 Antigen)	350	161
Virus Immunology - Epstein Barr Virus (Ab)	352	161
Virus Immunology - Hepatitis B Virus Program 1 (HBsAg, Anti-HBs, Anti-HBc)	344	162
Virus Immunology - Hantaviruses (Ab)	355	162
Virus Immunology - Hepatitis C Virus (Ab and HCV Antigen)	346	163
Virus Immunology - HIV-1 p24 Antigen	337	164
Virus Immunology - HIV-1/HIV-2 (Ab)	335	165
POCT (exclusive)		
Myocardial Markers BNP	761	81
Dry Chemistry - POCT: Glucose	800	103
Dry Chemistry - POCT: Abaxis Piccolo System	810	103

Addresses of the EQA Scheme Experts and Assistants 169–182

Index 183–190

In cooperation with/Imprint 192

List of Rili BÄK parameters offered by INSTAND subject to specific parts of B 1, B 2, B 3 and B 5

B 1a

Analytes in Plasma / Serum / Whole blood	Frequency	Group no.
Activated partial thromboplastin time (aPTT)	Quarterly	221, 285, 286
Alanine aminotransferase (ALT or GPT) EC 2.6.1.2	Quarterly	100, 810
Albumin	Quarterly	100, 141, 810
Alkaline phosphatase (AP) EC 3.1.3.1	Quarterly	100, 810
Alpha fetoprotein (AFP)	Quarterly	292, 306
Apolipoprotein A1, Apolipoprotein B	Quarterly	151
Aspartate aminotransferase (AST or GOT) EC 2.6.1.1	Quarterly	100, 810
Bilirubin (total)	Quarterly	100, 110, 810
CA 15-3	Quarterly	292
Calcium (total)	Quarterly	100, 810
Calcium (ionised)	Quarterly	161, 163
Carbamazepine	Quarterly	195
Carcino embryonic antigen (CEA)	Quarterly	292
Chloride	Quarterly	100, 161, 163, 810
Cholesterol (total)	Quarterly	100, 151, 810
Cortisol	Quarterly	302
Creatine kinase (CK) EC 2.7.3.2	Quarterly	100, 810
C-reactive protein (CRP)	Quarterly	241, 322
Digitoxin	Quarterly	197
Erythrocytes	Quarterly	211, 612
Estradiol, 17-beta	Quarterly	302
Ethanol clinical toxicology	Quarterly	700
Ferritin	Quarterly	241
FSH	Quarterly	297
Gamma glutamyl transferase (?-GT) EC 2.3.2.2	Quarterly	100, 810
Glucose	Quarterly	100, 111, 161, 800, 810
Haematocrit	Quarterly	209, 211, 612
Haemoglobin	Quarterly	162, 163, 209, 211, 612
Haemoglobin A 1c (HbA1c)	Quarterly	145
Uric acid	Quarterly	100, 810
Urea	Quarterly	100, 161, 163, 810
Human chorionic gonadotropin (hCG)	Quarterly	292, 306
Immunoglobulin IgA	Quarterly	100, 241
Immunoglobulin IgG	Quarterly	100, 241
Immunoglobulin IgM	Quarterly	100, 241
Potassium	Quarterly	100, 161, 163, 810
Creatinine	Quarterly	100, 161, 810
Lactate	Quarterly	100, 161, 163, 810
Lactate dehydrogenase (LDH) EC 1.1.1.27	Quarterly	100, 810
Leucocytes	Quarterly	209, 211, 612
Lithium	Quarterly	100, 161, 195
Magnesium	Quarterly	100, 161, 810
Sodium	Quarterly	100, 161, 163, 810
pCO ₂	Quarterly	161, 163
pH	Quarterly	161, 163
Phenobarbital	Quarterly	195
Phenytoin	Quarterly	195
Phosphate (inorganic)	Quarterly	100, 810
pO ₂	Quarterly	161, 163
Progesterone	Quarterly	302
Prostate-specific antigen (PSA)	Quarterly	292, 293
Protein (total)	Quarterly	100, 141, 810

>>

List of Rili BÄK parameters offered by INSTAND subject to specific parts of B 1, B 2, B 3 and B 5

B 1a Analytes in Plasma / Serum / Whole blood Frequency Group no.

>>

Testosterone	Quarterly	293, 302
Theophylline	Quarterly	195
Thromboplastin time (Quick)	Quarterly	221, 285, 286
Thrombocytes	Quarterly	209, 211, 612
Thyrotropic hormone (TSH)	Quarterly	294, 302
Thyroxine, free (fT4)	Quarterly	294, 302
Transferrin	Quarterly	100, 241
Triglycerides	Quarterly	100, 151, 810
Triiodothyronine, free (fT3)	Quarterly	294, 302
Troponin I	Quarterly	760
Valproic acid	Quarterly	195
Vancomycin	Quarterly	197

B 1b Analytes in Urine Frequency Group no.

Albumin	Quarterly	173
Calcium	Quarterly	173
Glucose	Quarterly	173
Uric acid	Quarterly	173
Urea	Quarterly	173
Potassium	Quarterly	173
Creatinine	Quarterly	173
Sodium	Quarterly	173
Phosphate	Quarterly	173
Protein (total)	Quarterly	173

B 1c Analytes in Cerebrospinal Fluid Frequency Group no.

Albumin	Quarterly	460
Glucose	Quarterly	464
Immunoglobulin IgA	Quarterly	460
Immunoglobulin IgG	Quarterly	460
Immunoglobulin IgM	Quarterly	460
Lactate	Quarterly	464
Protein (total)	Quarterly	460

B 1d Analytes in dry blood Frequency Group no.

17-Hydroxyprogesterone	Quarterly	785
IRT	Quarterly	785
PAP	Quarterly	785
TSH	Quarterly	785

B 2 Qualitative laboratory testing Frequency Group no.

ABO characteristics	Quarterly	231, 232, 237, 238
Borrelia burgdorferi, antibodies against (in serum)	Biannually	332
Borrelia burgdorferi, antibodies against (in CSF)	Biannually	465
Candida albicans, antibodies against	Biannually	480
Cannabinoids	Quarterly	177
CD4-T cells	Biannually	213
CD8-T cells	Biannually	213
Chromatographic analysis with identification of the active substance (STA)	Biannually	188

>>

B 2

Qualitative laboratory testing	Frequency	Group no.
>>		
Cocaine and metabolites	Quarterly	174
Differential, blood smear	Quarterly	212
Direct Coombs test	Quarterly	231, 232, 237, 238
dsDNA, autoantibodies against	Biannually	251
Echinococcus, antibodies against	Annually	455
Entamoeba histolytica, antibodies against	Annually	455
Erythrocyte antigens, antibodies against (Coombs test)	Quarterly	231, 232, 237, 238
Glutaminase, antibodies against	Biannually	271
HBc antigen, antibodies against	Biannually	344
HBe antigen, antibodies against	Biannually	345
HBs antigen, antibodies against	Biannually	344
Hepatitis-A virus, antibodies against	Biannually	343
Hepatitis-C virus, antibodies against	Biannually	346
HIV, antibodies against	Biannually	335
IgE antibodies, allergen-specific single allergen test; method-specific control on a rotational basis with 6 chief allergens from the following groups: a) seasonal inhaled allergen, b) year-round inhaled allergen, c) food allergen, d) insect poison allergen	Biannually	720
Immunoglobulin, oligoclonal (oligoclonal bands)	Biannually	462
Nuclei (ANA) autoantibodies against	Biannually	251
	Biannually	357
Methadone and metabolites	Quarterly	176
	Biannually	356
Opiates	Quarterly	174
Plasmodium, antibodies against	Annually	454
Rhesus type	Quarterly	231, 232, 237, 238
Rheumatoid factor (RF)	Quarterly	273, 323
Rubella virus, antibodies against	Biannually	341
Schistosoma, antibodies against	Annually	454
Streptococci desoxyribonuclease, antibodies against	Biannually	321
Streptolysin O, antibodies against	Biannually	321
Toxoplasmosis gondii, antibodies	Biannually	452
Treponema pallidum, antibodies against	Biannually	311
Tricyclic antidepressants	Quarterly	203, 204
Urine sediment	Annually	172
	Biannually	353
Cytoplasmatic components of neutrophil granulocytes (cANCA/pANCA), autoantibodies against	Biannually	257

B 3

Direct detection and characterisation of infectious agents

Frequency

Group no.

Bacteria

Gram stain	Biannually	413
Cultivation, identification and sensitivity testing of bacteria	Biannually	411, 412
Cultivation, identification and sensitivity testing of fast-growing bacteria and detection of accompanying bacterial flora of the urogenital system	Biannually	411, 412
Bordetella pertussis, genome detection	Biannually	532
Borrelia burgdorferi sensu lato, genome detection	Biannually	535
Chlamydia pneumoniae, genome detection	Biannually	540
Chlamydia trachomatis, antigen detection	Biannually	313, 316
Chlamydia trachomatis, genome detection	Biannually	530, 531
Clostridium difficile (Toxin Gene), genome detection	Biannually	545
EHEC/STEC (Shiga toxin), genome detection	Biannually	534
Helicobacter pylori, genome detection	Biannually	533
Legionella pneumophila, genome detection	Biannually	536
Listeria monocytogenes, genome detection	Biannually	538
Methicillin resistance Staphylococcus aureus (MRSA), genome detection	Biannually	539
Mycoplasma pneumoniae, genome detection	Biannually	541
Neisseria gonorrhoeae, genome detection	Biannually	530
Salmonella enterica, genome detection	Biannually	537
Coxiella burnetii, genome detection	Biannually	542
Francisella tularensis, genome detection	Biannually	543

Mycobacteria

Microscopic detection of mycobacteria	Biannually	421
Cultivation of mycobacteria	Biannually	422
Differentiation of tuberculosis bacteria	Biannually	422
Sensitivity test of tuberculosis bacteria	Biannually	425, 426
Identification of mycobacteria	Biannually	423
Tuberculosis bacteria, genome detection	Biannually	424

Parasites

Parasites		
Parasites in the blood, microscopic detection	Biannually	456
Parasites in the stool, microscopic detection	Biannually	451
Toxoplasma gondii, genome detection	Biannually	457

Dermatophytes

Cultivation and identification of yeasts and hyphomycetes	Biannually	490
Identification of dermatophytes, yeasts and moulds (pathogens of dermatomycoses and mucosal yeast infections)	Biannually	491
Candida, antigen detection	Biannually	480
Cryptococcus neoformans, antigen detection	Biannually	481
Genome Detection of Dermatophytes	Biannually	492

>>

B 3

Direct detection and characterisation
of infectious agents

Frequency

Group no.

>>

Viruses

Adeno viruses, genome detection	Biannually	371
Cytomegalovirus, genome detection	Biannually	365
Enteroviruses, genome detection	Biannually	372
Epstein Barr virus, genome detection	Biannually	376
Hepatitis A virus, genome detection	Biannually	377
Hepatitis B virus, genome detection	Biannually	361
Hepatitis B virus, HBs antigen detection	Biannually	344
Hepatitis B virus, HBe antigen detection	Biannually	345
Hepatitis C virus, genome detection	Biannually	362
Hepatitis C virus genotyping, genome detection	Biannually	375
Hepatitis C virus, HCV antigen detection	Biannually	346
Hepatitis E Virus, genome detection	Biannually	380
Herpes simplex virus type 1/type 2, genome detection	Biannually	363
HIV 1 (RNA), genome detection	Biannually	360
HIV 1, p24 antigen detection	Biannually	337
Human papilloma viruses, genome detection	Biannually	373
Influenza-A- and -B viruses, genome detection	Biannually	370
Influenza-A- and -B viruses, antigen detection	Biannually	370
Measles Virus, genome detection	Biannually	386
Mumps Virus, genome detection	Biannually	387
Norovirus, genome detection	Biannually	381
Parvovirus B19, genome detection	Biannually	367
Respiratory syncytial virus, genome detection	Biannually	359
Respiratory syncytial virus, antigen detection	Biannually	359
Rubella Virus, genome detection	Biannually	389
SARS CoV-2 Genome Detection	Biannually	340, 409
Varicella zoster virus, genome detection	Biannually	366
West Nile Virus, genome detection	Biannually	391

Analysis	Frequency	Group no.
Alpha1-Antitrypsin	Biannually	743
Apolipoprotein E	Biannually	734, 744
Angiotensin Converting Enzym Apolipoprotein**	Biannually	763
Antithrombin**	Biannually	792
BRAF**	Biannually	795
C-C motif chemokine receptor 5**	Biannually	764
Dihydropyrimidin Dehydrogenase**	Biannually	762
Factor V (Leiden)	Biannually	730, 740
Hereditary haemochromatosis	Biannually	733, 741
HLA-B*57:01**	Biannually	444
HLA-B27	Biannually	440
JAK2**	Biannually	768
KIT**	Biannually	767
Methylenetetrahydrofolate reductase	Biannually	732, 747
Plasminogen activator inhibitor I	Biannually	735, 748
Prothrombin	Biannually	731, 746
TP53	Biannually	765, 798
Uridyl glucuronyl transferase-1A	Biannually	742
Wilson's disease	Annually	745

Engraftment- and chimerism diagnostics

Engraftment- and Chimerism Diagnostics

Reibke / Dick / Spannagl

618

Samples : 5 samples of 1.5 mL
 Sample properties: Whole blood (CPD),not stabilized
 Shipping Information: Shipping at ambient temperature
 Certificate Validity: 24 months

Chimerism diagnostics after stem cell transplantation

Evaluation and diagnosis Receiver

Sample from donors, patients before and after transplantation are sent per appointment.
 Annual fee: 268 € - Only annual subscription possible!

EQA results can only be submitted online!

Successful participation in both EQAS rounds is necessary for the award of a certificate
 (10 samples per year).

Due to longer shipment times, labs using FISH-Analyses, cannot participate in this EQA.

	May (3)	Oct. (6)
Registration deadline:	20.03.26	14.08.26
Sample shipment:	19.05.26	13.10.26
Closing Date:	05.06.26	30.10.26

Immunogenetics

HLA Diagnostics - HLA-DQ

Lachmann / Zaralioglu

772

Samples : 2 samples of 1-1.5 ml
 Sample properties: Whole blood (EDTA), not stabilized
 Shipping Information: Shipping at ambient temperature
 Certificate Validity: 12 months

HLA DQA1*05 HLA DQB1*02 HLA DQB1*03:02

	Apr. (3)	Nov. (6)
Registration deadline:	23.01.26	04.09.26
Sample shipment:	23.03.26	02.11.26
Closing Date:	17.04.26	27.11.26

Samples : 5 samples of 1.5 mL
 Sample properties: Isolated lymphocytes (buffy coat)
 Shipping Information: Shipping at ambient temperature
 Certificate Validity: 12 months

participation according to Rili-BÄK:
 biannual
 (grace period: 30. May 2026)

Molecular HLA typing class I and II in high resolution according to standards of the European Federation for Immunogenetics (EFI). The following loci may be reported: HLA-A,-B,-C,-DRB1,-DRB3/4/5,-DQA1,-DQB1,-DPA1 and -DPB1. In addition, HLA-B*57:01 associated with Abacavir hypersensitivity and HLA-DR epitopes associated with rheumatoid arthritis may be reported.

It is not possible to report individual antigens, e.g. in the context of HLA disease associations (HLA-A29, HLA-B51, etc.).

	Feb. (1)	Apr. (3)	Aug. (4)	Nov. (6)
Registration deadline:	14.11.25	23.01.26	15.05.26	04.09.26
Sample shipment:	12.01.26	23.03.26	13.07.26	02.11.26
Closing Date:	06.02.26	17.04.26	07.08.26	27.11.26

Samples : 5 samples of 7 mL
 Sample properties: Whole blood (ACD), not stabilized
 Shipping Information: Shipping at ambient temperature
 Certificate Validity: 12 months

Molecular HLA typing class I and II in low resolution (1-field).
 The following loci may be reported: HLA-A,-B,-C,-DRB1,-DRB3/4/5,-DQA1,-DQB1,-DPA1 and -DPB1.

It is not possible to report individual antigens, e.g. in the context of HLA disease associations (HLA-A29, HLA-B51, etc.).

	Feb. (1)	Apr. (3)	Aug. (4)	Nov. (6)
Registration deadline:	14.11.25	23.01.26	15.05.26	04.09.26
Sample shipment:	12.01.26	23.03.26	13.07.26	02.11.26
Closing Date:	06.02.26	17.04.26	07.08.26	27.11.26

Immunohaematology 03 - Platelet Immunology

Sachs / Kroll

233

Samples : 3 serum samples, 2 samples of DNA, 2 samples of platelet suspension
 Sample properties: Serum + Cell suspension + DNA
 Shipping Information: Shipping at ambient temperature
 Certificate Validity: 12 months

Platelet antibodies Platelet antigens

This EQA scheme is intended for laboratories which are able to detect platelet alloantibodies and antigens. The EQA scheme No. 235 'Immunohaematology 06 - Molecular Diagnostic' was designed for laboratories which only want to carry out platelet antigen genotyping.

	Mar. (2)	Sep. (5)
Registration deadline:	26.12.25	12.06.26
Sample shipment:	24.02.26	11.08.26
Closing Date:	27.03.26	11.09.26

Immunohaematology 06 - Molecular Diagnostic

Sachs / Flegel / Weinstock

235

Samples : 4 samples
 Sample properties: DNA
 Shipping Information: Shipping at ambient temperature
 Certificate Validity: 12 months

Red cells: ABO, MNS, RHD, RHD-Deletion, RHCE, LU, KEL, FY, JK, DI, YT, DO, CO, LW, KN, VEL.
 Platelets: HPA-1, 2, 3, 4, 5, 6, 9, 15. Granulocytes: HNA-1a, -1b, -1c; HNA-3, HNA-4, HNA-5.

A list of the alleles necessary for successful participation can be found at:

www.instand-ev.de/mandatory-alleles

	May (3)	Oct. (6)
Registration deadline:	27.02.26	07.08.26
Sample shipment:	28.04.26	06.10.26
Closing Date:	15.05.26	23.10.26

Molecular Genetics - Aldolase B-Gene (ALDOB) (A149P, A174D, N334K)

Flörke / Kappert

793

Samples : 3 samples of 20 µl Sample properties: DNA solution Shipping Information: Shipping at ambient temperature Certificate Validity: 12 months		
Aldolase B: A 149 P	Aldolase B: A 174 D	Aldolase B: N 334 K
	May (3)	Nov. (6)
Registration deadline:	27.02.26	07.08.26
Sample shipment:	28.04.26	06.10.26
Closing Date:	29.05.26	06.11.26

Molecular Genetics - Alpha-Globin and beta-Globin

Frömmel / Méndez

794

Samples : 2 samples of 0.04 mL Sample properties: DNA solution Shipping Information: Shipping at ambient temperature Certificate Validity: 12 months		
Mutations in alpha-globin gene (max. 4) Genotype alpha-globin gene (nomenclature haemoglobinopathies) Evaluation alpha-globin gene Mutations in beta globin gene (max. 4) Genotype beta-globin gene (nomenclature haemoglobinopathies) Evaluation beta-globin gene Report with findings from alpha- and beta- globin gene together		
	May (3)	Nov. (6)
Registration deadline:	27.02.26	07.08.26
Sample shipment:	28.04.26	06.10.26
Closing Date:	29.05.26	06.11.26

Molecular Genetics - Alpha1-Antitrypsin-Gene (SERPINA1) (PiM, PiS, PiZ)

Flörke / Kappert

743

Samples : 3 samples of 20 µl Sample properties: DNA solution Shipping Information: Shipping at ambient temperature Certificate Validity: 12 months			participation according to Rili-BÄK: bi-annual
Alpha-1 antitrypsin S-Locus Alpha-1 antitrypsin Z-Locus			
	May (3)	Nov. (6)	
Registration deadline:	27.02.26	07.08.26	
Sample shipment:	28.04.26	06.10.26	
Closing Date:	29.05.26	06.11.26	

Samples : 2 samples of 40 µl
 Sample properties: DNA solution
 Shipping Information: Shipping at ambient temperature
 Certificate Validity: 12 months

participation according to Rili-BÄK:
 bi-annual
 (grace period: 30. May 2026)

ACE Insertion/Deletion (I/D) polymorphism

	May (3)	Nov. (6)
Registration deadline:	27.02.26	07.08.26
Sample shipment:	28.04.26	06.10.26
Closing Date:	29.05.26	06.11.26

Samples : 2 Samples of 50 µl
 Sample properties: DNA solution
 Shipping Information: Shipping at ambient temperature
 Certificate Validity: 12 months

participation according to Rili-BÄK:
 bi-annual
 (grace period: 30. May 2026)

Analysis of the SERPINC1 gene for small base variations (SNVs) and/or copy number variations (CNVs)

	May (3)	Nov. (6)
Registration deadline:	27.02.26	07.08.26
Sample shipment:	28.04.26	06.10.26
Closing Date:	29.05.26	06.11.26

Samples : 2 samples of 40 µl
 Sample properties: DNA solution
 Shipping Information: Shipping at ambient temperature
 Certificate Validity: 12 months

participation according to Rili-BÄK:
 bi-annual

Apo B-100 (R3500Q; R3500W)

Annotation for the evaluation: The successful participation requires the correct identification if the variants R3500Q (HGVS: c.10580G>A; p.Arg3527Gln) und R3500W (HGVS: c.10579C>T; p.Arg3527Trp) are present (homozygous/heterozygous) or not (negative) in the DNA samples.

	May (3)	Nov. (6)
Registration deadline:	27.02.26	07.08.26
Sample shipment:	28.04.26	06.10.26
Closing Date:	29.05.26	06.11.26

Samples : 3 samples of 20 µl Sample properties: DNA solution Shipping Information: Shipping at ambient temperature Certificate Validity: 12 months		participation according to Rili-BÄK: bi-annual
Apo E (genotypes 2, 3, 4)		
	May (3)	Nov. (6)
Registration deadline:	27.02.26	07.08.26
Sample shipment:	28.04.26	06.10.26
Closing Date:	29.05.26	06.11.26

Samples : 2 samples of 0.5 ml Sample properties: Whole blood Shipping Information: Shipping at ambient temperature Certificate Validity: 12 months		participation according to Rili-BÄK: bi-annual
Apo E (genotypes 2, 3, 4)		
	Apr. (2)	Oct. (5)
Registration deadline:	09.01.26	03.07.26
Sample shipment:	10.03.26	01.09.26
Closing Date:	10.04.26	02.10.26

Samples : 2 samples of 40 µl Sample properties: DNA solution Shipping Information: Shipping at ambient temperature Certificate Validity: 24 months / 24 months		participation according to Rili-BÄK: yearly
AZFa- AZFb-, AZFc- deletion extension analysis of the deletion, interpretation and recommendations		
	May (3)	Nov. (6)
Registration deadline:	27.02.26	07.08.26
Sample shipment:	28.04.26	06.10.26
Closing Date:	29.05.26	06.11.26

Samples : 2 samples of 40 µl Sample properties: DNA solution Shipping Information: Shipping at ambient temperature Certificate Validity: 24 month / 24 months		participation according to Rili-BÄK: yearly
Analysis of the BRCA1/BRCA2 genes for small base variations (SNVs) and/or copy number variations (CNVs)		
Interpretation of results		
	May (3)	Nov. (6)
Registration deadline:	27.02.26	07.08.26
Sample shipment:	28.04.26	06.10.26
Closing Date:	29.05.26	06.11.26

Molecular Genetics - C-C Motif Chemokine Receptor 5

Samples : 2 samples of 40 µl Sample properties: DNA solution Shipping Information: Shipping at ambient temperature Certificate Validity: 12 months		participation according to Rili-BÄK: bi-annual (grace period: 30. May 2026)
CCR5-delta32		
	May (3)	
Registration deadline:	27.02.26	07.08.26
Sample shipment:	28.04.26	06.10.26
Closing Date:	29.05.26	06.11.26

Molecular Genetics - CFTR Common Mutations

Samples : 2 samples of 40 µl Sample properties: DNA solution Shipping Information: Shipping at ambient temperature Certificate Validity: 24 months / 24 months		participation according to Rili-BÄK: yearly	
CFTR gene	ACMG classification		Interpretation of results
CFTR gene (NM_000492.4).			
The 34 most common variants detected by standard screening methods will be tested. Participants must be able to identify at least the 34 most common variants. See here for a list of mandatory mutations: www.instand-ev.de/cftr-mandatory-mutations			
Exception: Participants who only test the 31 variants of the child guidelines for CF. These participants are requested to communicate this in the comment field. Participants who only test for F508del cannot participate in this EQA scheme.			
Participants who analyze the complete CFTR gene are also welcome to participate. These participants please communicate variants that are not among the 34 most common variants via the comment field. Participants are asked to comment on the possibility of CFTR modulator therapy.			
	May (3)	Nov. (6)	
Registration deadline:	27.02.26	07.08.26	
Sample shipment:	28.04.26	06.10.26	
Closing Date:	29.05.26	06.11.26	

Samples : 3 samples of 20 µl Sample properties: DNA solution Shipping Information: Shipping at ambient temperature Certificate Validity: 12 months		
Collagen receptor GP Ia/IIa (C 807 T)		
	May (3)	Nov. (6)
Registration deadline:	27.02.26	07.08.26
Sample shipment:	28.04.26	06.10.26
Closing Date:	29.05.26	06.11.26

Molecular Genetics - Congenital Adrenal Hyperplasia due to 21-Hydroxylase Deficiency (CYP21A2 Gene)

Samples : 2 samples of 40 µl Sample properties: DNA solution Shipping Information: Shipping at ambient temperature Certificate Validity: 24 month / 24 months		
Analysis of the CYP21A2 gene for small base variations (SNVs) and/or copy number variations (CNVs)		
Interpretation of results		
	May (3)	Nov. (6)
Registration deadline:	27.02.26	07.08.26
Sample shipment:	28.04.26	06.10.26
Closing Date:	29.05.26	06.11.26

Molecular Genetics - Connexin 26 (GJB2 Gene, GJB6 Gene)

Samples : 2 samples of 40 µl Sample properties: DNA solution Shipping Information: Shipping at ambient temperature Certificate Validity: 24 months / 24 months		
Analysis of the GJB2 gene for small base variations (SNVs) and/or copy number variations (CNVs)		
Analysis of the GJB6 gene for small base variations (SNVs) and/or copy number variations (CNVs)		
Interpretation of results		
	May (3)	Nov. (6)
Registration deadline:	27.02.26	07.08.26
Sample shipment:	28.04.26	06.10.26
Closing Date:	29.05.26	06.11.26

participation according to Rili-BÄK:
yearly

Samples : 3 samples of 20 µl Sample properties: DNA solution Shipping Information: Shipping at ambient temperature Certificate Validity: 24 months		participation according to Rili-BÄK: yearly
ATP 7 B: H 1069 Q		
	May (3)	
Registration deadline:	27.02.26	07.08.26
Sample shipment:	28.04.26	06.10.26
Closing Date:	29.05.26	06.11.26

Samples : 2 samples of 3 ml (30 ng/ml cfDNA) Sample properties: DNA solution Shipping Information: Shipping at ambient temperature Certificate Validity: 12 months		participation according to Rili-BÄK: bi-annual (grace period: 30. May 2026)		
BRAF V600-variant(s) 12-variant(s) 61-variant(s)	EGFR T790M-variant(s) KRAS Codon 13-variant(s) PIK3CA-variant(s)		ESR1-variant(s) KRAS Codon 61-variant(s)	KRAS Codon NRAS Codon
	May (3)		Nov. (6)	
Registration deadline:	27.02.26	07.08.26		
Sample shipment:	28.04.26	06.10.26		
Closing Date:	29.05.26	06.11.26		

Samples : 2 samples of 40 µl Sample properties: DNA solution Shipping Information: Shipping at ambient temperature Certificate Validity: 12 months / 12 months		participation according to Rili-BÄK: bi-annual	
CYP2C19*2 Allele: G 681 A CYP2C9*3 Allele: A 1075 C TPMT*2 Allele (nt. G 238 C)	CYP2C19*3 Allele: G 636 A TPMT (nt. A 719 G) VKORC1: C 1173 T		CYP2C9*2 Allele: C 430 T TPMT (nt. G 460 A) VKORC1: G -1639 A
	May (3)		Nov. (6)
Registration deadline:	27.02.26	07.08.26	
Sample shipment:	28.04.26	06.10.26	
Closing Date:	29.05.26	06.11.26	

Samples : 2 samples of 40 µl Sample properties: DNA solution Shipping Information: Shipping at ambient temperature Certificate Validity: 12 months / 12 months			participation according to Rili-BÄK: bi-annual
CYP2D6 Gene Duplication complete Deletion	CYP2D6*3: A2637 del CYP2D6*6: T1795 del	CYP2D6*4: G 1934 A IL-28B C/T: rs 12979860	
		May (3)	Nov. (6)
Registration deadline:		27.02.26	07.08.26
Sample shipment:		28.04.26	06.10.26
Closing Date:		29.05.26	06.11.26

Samples : 2 samples of 40 µl
 Sample properties: DNA solution
 Shipping Information: Shipping at ambient temperature
 Certificate Validity: 12 months / 12 months

participation according to Rili-BÄK:
 bi-annual
 (grace period: 30. May 2026)

The following variants are tested in this EQA scheme: Haplotype B3 (c.1236G>A; c.1129-5923C>G); c.1679T>G; c.1905+1G>A; c.2846A>T and the assessment of the influence on enzyme function as well as the dose recommendation

	May (3)	Nov. (6)
Registration deadline:	27.02.26	07.08.26
Sample shipment:	28.04.26	06.10.26
Closing Date:	29.05.26	06.11.26

Molecular Genetics - Duchenne Muscular Dystrophy (DMD) and Becker Muscular Dystrophy (BMD) (DMD Gene)

Samples : 2 samples of 40 µl
 Sample properties: DNA solution
 Shipping Information: Shipping at ambient temperature
 Certificate Validity: 24 month / 24 months

participation according to Rili-BÄK:
 yearly

Analysis of the DMD gene for small base variations (SNVs) and/or copy number variations (CNVs)

Interpretation of results

	May (3)	Nov. (6)
Registration deadline:	27.02.26	07.08.26
Sample shipment:	28.04.26	06.10.26
Closing Date:	29.05.26	06.11.26

Molecular Genetics - Factor V-Leiden-Gene (F5) - Whole Blood

Samples : 2 samples of 0.5 ml
 Sample properties: Whole blood
 Shipping Information: Shipping at ambient temperature
 Certificate Validity: 12 months

participation according to Rili-BÄK:
 bi-annual

Factor V-Leiden

	Apr. (2)	Oct. (5)
Registration deadline:	09.01.26	03.07.26
Sample shipment:	10.03.26	01.09.26
Closing Date:	10.04.26	02.10.26

Samples : 3 samples of 20 µl Sample properties: DNA solution Shipping Information: Shipping at ambient temperature Certificate Validity: 12 months		participation according to Rili-BÄK: bi-annual
Factor V-Leiden		
	May (3)	Nov. (6)
Registration deadline:	27.02.26	07.08.26
Sample shipment:	28.04.26	06.10.26
Closing Date:	29.05.26	06.11.26

Samples : 3 samples of 20 µl Sample properties: DNA solution Shipping Information: Shipping at ambient temperature Certificate Validity: 12 months		
Fibrinogen Receptor HPA: 1a, 1b		
	May (3)	Nov. (6)
Registration deadline:	27.02.26	07.08.26
Sample shipment:	28.04.26	06.10.26
Closing Date:	29.05.26	06.11.26

Samples : 2 samples of 40 µl Sample properties: DNA solution Shipping Information: Shipping at ambient temperature Certificate Validity: 24 months / 24 months		participation according to Rili-BÄK: yearly
FMR1: determination of CGG-repeats in 5' UTR FMR1: determination of the variant category Interpretation of results		
	May (3)	Nov. (6)
Registration deadline:	27.02.26	07.08.26
Sample shipment:	28.04.26	06.10.26
Closing Date:	29.05.26	06.11.26

Samples : 3 samples of 20 µl Sample properties: DNA solution Shipping Information: Shipping at ambient temperature Certificate Validity: 12 months			participation according to Rili-BÄK: bi-annual
HFE: C 282 Y	HFE: H 63 D	HFE: S 65 C	
	May (3)	Nov. (6)	
Registration deadline:	27.02.26	07.08.26	
Sample shipment:	28.04.26	06.10.26	
Closing Date:	29.05.26	06.11.26	

Samples : 2 samples of 0.5 ml Sample properties: Whole blood Shipping Information: Shipping at ambient temperature Certificate Validity: 12 months			participation according to Rili-BÄK: bi-annual
HFE: C 282 Y	HFE: H 63 D	HFE: S 65 C	
	Apr. (2)	Oct. (5)	
Registration deadline:	09.01.26	03.07.26	
Sample shipment:	10.03.26	01.09.26	
Closing Date:	10.04.26	02.10.26	

Samples : 2 samples of 40 µl Sample properties: DNA solution Shipping Information: Shipping at ambient temperature Certificate Validity: 24 months / 24 months			participation according to Rili-BÄK: yearly
Determination of CAG-repeats Evaluation			
	May (3)	Nov. (6)	
Registration deadline:	27.02.26	07.08.26	
Sample shipment:	28.04.26	06.10.26	
Closing Date:	29.05.26	06.11.26	

Molecular Genetics - Lactase-Gene -13910T>C (MCM6 Gene, IVS13 C-T, rs4988235, HGVS: C.1917+326 C>T)

Christensen / Kappert

770

Samples : 2 samples of 40 µl
 Sample properties: DNA solution
 Shipping Information: Shipping at ambient temperature
 Certificate Validity: 12 months

**participation according to Rili-BÄK:
 bi-annual**

Laktase-Gene (LCT) (-13910 C>T; HGVS: c.1917+326C>T)

	May (3)	Nov. (6)
Registration deadline:	27.02.26	07.08.26
Sample shipment:	28.04.26	06.10.26
Closing Date:	29.05.26	06.11.26

Molecular Genetics - MLH1 MSH2 MSH6 PMS2 (Lynch)

Hentschel / Ahting

783

Samples : 2 samples of 40 µl
 Sample properties: DNA solution
 Shipping Information: Shipping at ambient temperature
 Certificate Validity: 24 month / 24 months

**participation according to Rili-BÄK:
 yearly**

MLH1, MSH2,MSH6,PMS2 gene analysis (SNVs und CNVs)

Classification of variants

Interpretation and recommendations

	May (3)	Nov. (6)
Registration deadline:	27.02.26	07.08.26
Sample shipment:	28.04.26	06.10.26
Closing Date:	29.05.26	06.11.26

Samples : 3 samples of 20 µl Sample properties: DNA solution Shipping Information: Shipping at ambient temperature Certificate Validity: 12 months		participation according to Rili-BÄK: bi-annual
MTHFR (A 1298 C)	MTHFR (C 677 T)	
	May (3)	
Registration deadline:	27.02.26	07.08.26
Sample shipment:	28.04.26	06.10.26
Closing Date:	29.05.26	06.11.26

Samples : 2 samples of 0.5 ml Sample properties: Whole blood Shipping Information: Shipping at ambient temperature Certificate Validity: 12 months		participation according to Rili-BÄK: bi-annual
MTHFR (A 1298 C)	MTHFR (C 677 T)	
	Apr. (2)	
Registration deadline:	09.01.26	03.07.26
Sample shipment:	10.03.26	01.09.26
Closing Date:	10.04.26	02.10.26

Samples : 2 samples of 1.5 ml Sample properties: Liquid plasma (Plasma) Shipping Information: Shipping at ambient temperature Certificate Validity: 12 months		
Determination of the fetal RhD status Shipping to Germany, Austria and Swiss only.		
	May (3)	
Registration deadline:	27.02.26	07.08.26
Sample shipment:	28.04.26	06.10.26
Closing Date:	07.05.26	16.10.26

Samples : 2 samples of 40 µl
 Sample properties: DNA solution
 Shipping Information: Shipping at ambient temperature
 Certificate Validity: 12 months

NOD2 mutation(s) NOD2 Nomenclature cDNA

	May (3)	Nov. (6)
Registration deadline:	27.02.26	07.08.26
Sample shipment:	28.04.26	06.10.26
Closing Date:	29.05.26	06.11.26

Samples : 3 samples of 20 µl
 Sample properties: DNA solution
 Shipping Information: Shipping at ambient temperature
 Certificate Validity: 12 months

Plasminogenactivator-Inhibitor (PAI-1): 4G, 5G

	May (3)	Nov. (6)
Registration deadline:	27.02.26	07.08.26
Sample shipment:	28.04.26	06.10.26
Closing Date:	29.05.26	06.11.26

Samples : 2 samples of 0.5 ml
 Sample properties: Whole blood
 Shipping Information: Shipping at ambient temperature
 Certificate Validity: 12 months

Plasminogenactivator-Inhibitor (PAI-1): 4G, 5G

	Apr. (2)	Oct. (5)
Registration deadline:	09.01.26	03.07.26
Sample shipment:	10.03.26	01.09.26
Closing Date:	10.04.26	02.10.26

Molecular Genetics - Prader-Willi (PWS) und Angelman (AS) Syndromes (Chromosome region 15q11-13, SNRPN)

Christensen / Kappert

786

Samples : 2 samples of 40 µl Sample properties: DNA solution Shipping Information: Shipping at ambient temperature Certificate Validity: 24 month / 24 months		participation according to Rili-BÄK: yearly
Methylation analysis Deletion analysis Interpretation of results		
	May (3)	
Registration deadline:	27.02.26	07.08.26
Sample shipment:	28.04.26	06.10.26
Closing Date:	29.05.26	06.11.26

Molecular Genetics - Protein C (PROC Gene)

Christensen / Kappert

790

Samples : 2 Samples of 50 µl Sample properties: DNA solution Shipping Information: Shipping at ambient temperature Certificate Validity: 12 months		
Analysis of the PROC gene for small base variations (SNVs) and/or copy number variations (CNVs) Interpretation of results		
	May (3)	Nov. (6)
Registration deadline:	27.02.26	07.08.26
Sample shipment:	28.04.26	06.10.26
Closing Date:	29.05.26	06.11.26

Molecular Genetics - Protein S (PROS1 Gene)

Christensen / Kappert

791

Samples : 2 Samples of 50 µl Sample properties: DNA solution Shipping Information: Shipping at ambient temperature Certificate Validity: 12 months		
Analysis of the PROS1 gene for small base variations (SNVs) and/or copy number variations (CNVs) Interpretation of results		
	May (3)	Nov. (6)
Registration deadline:	27.02.26	07.08.26
Sample shipment:	28.04.26	06.10.26
Closing Date:	29.05.26	06.11.26

Samples : 3 samples of 20 µl Sample properties: DNA solution Shipping Information: Shipping at ambient temperature Certificate Validity: 12 months		participation according to Rili-BÄK: bi-annual
Prothrombin G20210A		
	May (3)	
Registration deadline:	27.02.26	07.08.26
Sample shipment:	28.04.26	06.10.26
Closing Date:	29.05.26	06.11.26

Samples : 2 samples of 0.5 ml Sample properties: Whole blood Shipping Information: Shipping at ambient temperature Certificate Validity: 12 months		participation according to Rili-BÄK: bi-annual
Prothrombin G20210A		
	Apr. (2)	
Registration deadline:	09.01.26	03.07.26
Sample shipment:	10.03.26	01.09.26
Closing Date:	10.04.26	02.10.26

Samples : 2 samples of 40 µl Sample properties: DNA solution Shipping Information: Shipping at ambient temperature Certificate Validity: 24 month / 24 months		participation according to Rili-BÄK: yearly
Determination of the copy numbers of the SMN1 and SMN2 genes		
Interpretations of results		
	May (3)	Nov. (6)
Registration deadline:	27.02.26	07.08.26
Sample shipment:	28.04.26	06.10.26
Closing Date:	29.05.26	06.11.26

Samples : 3 samples of 20 µl Sample properties: DNA solution Shipping Information: Shipping at ambient temperature Certificate Validity: 12 months		participation according to Rili-BÄK: bi-annual
UDP-glucuronyl transferase (TA)6, (TA)7		
	May (3)	
Registration deadline:	27.02.26	07.08.26
Sample shipment:	28.04.26	06.10.26
Closing Date:	29.05.26	06.11.26

Oncology

Molecular Genetics - Ret Proto-Oncogene (Multiple Endocrine Neoplasia Type 2, MEN2, RET Gene)

Samples : 2 Samples of 50 µl Sample properties: DNA solution Shipping Information: Shipping at ambient temperature Certificate Validity: 12 months		
Analysis of the RET gene for small base variations (SNVs) (complete gene or the exons 5, 8, 10, 11, 13-16) and/or copy number variations (CNVs)		
Interpretation of results		
	May (3)	Nov. (6)
Registration deadline:	27.02.26	07.08.26
Sample shipment:	28.04.26	06.10.26
Closing Date:	29.05.26	06.11.26

Molecular Oncology - AML-Panel (NGS)

Samples : 1 sample of 0.01 mL Sample properties: DNA solution Shipping Information: Shipping at ambient temperature Certificate Validity: 12 months		
ASXL1 (NM_015338.6) Exon 13 Mutation(s) CEBPA (NM_004364.5) Mutation(s) FLT3 (NM_004119.3) Mutation(s) Exon 20 IDH1 (NM_005896.4) Exon 4 Mutation(s) IDH2 (NM_002168.4) Exon 4 Mutation(s) NPM1 (NM_002520.7) Exon 11 Mutation(s) RUNX1 (NM_001754.5) Mutation(s) TP53 (NM_000546.6) Mutation(s)	ASXL1 Nomenclature CEBPA Nomenclature FLT3 Nomenclature IDH1 Nomenclature IDH2 Nomenclature NPM1 Nomenclature RUNX1 Nomenclature TP53 Nomenclature	
	Mar. (2)	
Registration deadline:	26.12.25	07.08.26
Sample shipment:	24.02.26	06.10.26
Closing Date:	27.03.26	06.11.26

Molecular Oncology - BRAF

Kreuzer / Lorsy

795

Samples : 2 samples of 0.01 mL
 Sample properties: DNA solution
 Shipping Information: Shipping at ambient temperature
 Certificate Validity: 12 months

participation according to Rili-BÄK:
 bi-annual
 (grace period: 30. May 2026)

BRAF p.V600

BRAF Nomenclature

As required by the RiliBÄK, the method used must have a detection limit of at least 5%.

	Mar. (2)	Nov. (6)
Registration deadline:	26.12.25	07.08.26
Sample shipment:	24.02.26	06.10.26
Closing Date:	27.03.26	06.11.26

Molecular Oncology - BTK

Kreuzer / Lorsy

796

Samples : 2 samples of 0.01 mL
 Sample properties: DNA solution
 Shipping Information: Shipping at ambient temperature
 Certificate Validity: 12 months

BTK p.C481

BTK Nomenclature

	Mar. (2)	Nov. (6)
Registration deadline:	26.12.25	07.08.26
Sample shipment:	24.02.26	06.10.26
Closing Date:	27.03.26	06.11.26

Molecular Oncology - KIT

Kreuzer / Lorsy

767

Samples : 2 samples of 0.01 mL
 Sample properties: DNA solution
 Shipping Information: Shipping at ambient temperature
 Certificate Validity: 12 months

participation according to Rili-BÄK:
 bi-annual
 (grace period: 30. May 2026)

KIT p.D816V

As required by the RiliBÄK, the method used must have a detection limit of at least 0,1%.

	Mar. (2)	Nov. (6)
Registration deadline:	26.12.25	07.08.26
Sample shipment:	24.02.26	06.10.26
Closing Date:	27.03.26	06.11.26

Molecular Oncology - MYD88

Kreuzer / Lorsy

766

Samples : 2 samples of 0.01 mL Sample properties: DNA solution Shipping Information: Shipping at ambient temperature Certificate Validity: 12 month		
MYD88 p.L265P		
	Mar. (2)	Nov. (6)
Registration deadline:	26.12.25	07.08.26
Sample shipment:	24.02.26	06.10.26
Closing Date:	27.03.26	06.11.26

Molecular Oncology - Myeloproliferative Neoplasia

Kreuzer / Lorsy

768

Samples : 2 samples of 0.01 mL Sample properties: DNA solution Shipping Information: Shipping at ambient temperature Certificate Validity: 12 months / 12 months			participation according to Rili-BÄK: bi-annual (grace period: 30. May 2026)
CALR Exon 9 Mutation(s) JAK2 Exon 12 mutation MPL Nomenclature	CALR Nomenclature JAK2 Exon 12 nomenclature	JAK2 p.V617F MPL p.W515	
As required by the RiliBÄK, the method used must have a detection limit of at least 5%.			
	Mar. (2)	Nov. (6)	
Registration deadline:	26.12.25	07.08.26	
Sample shipment:	24.02.26	06.10.26	
Closing Date:	27.03.26	06.11.26	

Molecular Oncology - SF3B1

Kreuzer / Lorsy

797

Samples : 2 samples of 0.01 mL Sample properties: DNA solution Shipping Information: Shipping at ambient temperature Certificate Validity: 12 months		
SF3B1 Exon 14-15 Mutation(s) SF3B1 Nomenclature		
	Mar. (2)	Nov. (6)
Registration deadline:	26.12.25	07.08.26
Sample shipment:	24.02.26	06.10.26
Closing Date:	27.03.26	06.11.26

Samples : 2 samples of 0.01 mL
 Sample properties: DNA solution
 Shipping Information: Shipping at ambient temperature
 Certificate Validity: 12 months

STAT3 Exon 21 Mutation(s) STAT3 Nomenclature

	Mar. (2)	Nov. (6)
Registration deadline:	26.12.25	07.08.26
Sample shipment:	24.02.26	06.10.26
Closing Date:	27.03.26	06.11.26

Samples : 2 samples of 0.01 mL
 Sample properties: DNA solution
 Shipping Information: Shipping at ambient temperature
 Certificate Validity: 12 months

TP53 Mutation(s) TP53 Nomenclature

As required by the RiliBÄK, the method used must have a detection limit of at least 5%.

participation according to Rili-BÄK:
 bi-annual
 (grace period: 30. May 2026)

	Mar. (2)	Nov. (6)
Registration deadline:	26.12.25	07.08.26
Sample shipment:	24.02.26	06.10.26
Closing Date:	27.03.26	06.11.26

Allergy diagnostics

Allergy Diagnostic

CMS

Schellenberg / Zouboulis

720

Samples : 5 samples of 1.0 or 0.5 ml
 Sample properties: Lyophilised serum
 Shipping Information: Shipping at ambient temperature
 Certificate Validity: 12 months

participation according to Rili-BÄK:
 bi-annual

4 samples for determination specific IgE against inhaled allergens, food allergens and insect poison allergens 1 sample for

determination of total IgE

	Jan. (1)	May (3)	July (4)	Oct. (6)
Registration deadline:	14.11.25	27.02.26	24.04.26	07.08.26
Sample shipment:	13.01.26	28.04.26	23.06.26	06.10.26
Closing Date:	30.01.26	15.05.26	10.07.26	23.10.26

Autoimmune diseases

Autoimmune Diseases - Antiphospholipid Syndrome

Blüthner / N.N..N.

275

Samples : 2 samples of 0.3 ml
 Sample properties: Serum / Plasma
 Shipping Information: Shipping at ambient temperature
 Certificate Validity: 24 months

anti-Cardiolipin (IgA)	anti-Cardiolipin (IgG)	anti-Cardiolipin (IgM)
anti-β2-Glycoprotein (IgA)	anti-β2-Glycoprotein (IgG)	anti-β2-Glycoprotein (IgM)

	Aug. (5)
Registration deadline:	12.06.26
Sample shipment:	11.08.26
Closing Date:	28.08.26

Autoimmune Diseases - Autoimmune Dermatitis

Blüthner / N.N.

259

Samples : 2 samples of 0.3 ml
 Sample properties: Serum / Plasma
 Shipping Information: Shipping at ambient temperature
 Certificate Validity: 24 months

anti- Desmosomes	anti-BPAG 180	anti-BPAG 230	anti-Desmoglein 1
anti-Desmoglein 3	anti-Desmoplakin I / II	anti-Hemidesmosomes	

	Mar. (2)
Registration deadline:	26.12.25
Sample shipment:	24.02.26
Closing Date:	13.03.26

Samples : 2 samples of 0.3 ml Sample properties: Serum / Plasma Shipping Information: Shipping at ambient temperature Certificate Validity: 24 months		
anti-P450 C17 - Hydroxylase anti-P450 ssc - Hydroxylase	anti-P450 C21 - Hydroxylase anti-adrenal cortex	
	Aug. (5)	
Registration deadline:	12.06.26	
Sample shipment:	11.08.26	
Closing Date:	28.08.26	

Samples : 2 samples of 0.3 ml Sample properties: Serum / Plasma Shipping Information: Shipping at ambient temperature Certificate Validity: 12 months / 12 months		participation according to Rili-BÄK: bi-annual
Antibodies against cell nuclei (antinuclear antibodies)		
Autoantibodies against dsDNA Collagenosis Screening	Autoantibodies against nuclei (ANA) anti-DFS70 / LEDGF	
	Mar. (2)	Aug. (5)
Registration deadline:	26.12.25	12.06.26
Sample shipment:	24.02.26	11.08.26
Closing Date:	13.03.26	28.08.26

Samples : 2 samples of 0.3 ml Sample properties: Serum / Plasma Shipping Information: Shipping at ambient temperature Certificate Validity: 24 months		
Antibodies against ENA		
anti-Jo 1 (Histidyl-tRNA-Synthetase) anti-SS-A / Ro anti-SS-A / Ro (60 kD - proteins) anti-Sm anti-Topoisomerase-1 (Scl 70)	anti-PM / Scl anti-SS-A / Ro (52 kD - proteins) anti-SS-B / La anti-SmD anti-U1-snRNP	
		Aug. (5)
Registration deadline:		12.06.26
Sample shipment:		11.08.26
Closing Date:		28.08.26

Autoimmune Diseases - Diabetes mellitus

Blüthner / N.N.

261

Samples : 2 samples of 0.3 ml
 Sample properties: Serum / Plasma
 Shipping Information: Shipping at ambient temperature
 Certificate Validity: 24 months

anti-Glutamic Acid Decarboxylase (GAD)	anti-Insulin (IAA)
anti-Islet cells (ICA)	anti-Islet cells - JDFU
anti-Tyrosine Phosphatase (IA2)	anti-Zinc Transporter 8 (ZnT8A)

Aug. (5)

Registration deadline:	12.06.26
Sample shipment:	11.08.26
Closing Date:	28.08.26

Autoimmune Diseases - Gluten-Sensitive Enteropathies

Blüthner / Stern / N.N.

271

Samples : 2 samples of 0.3 ml
 Sample properties: Serum / Plasma
 Shipping Information: Shipping at ambient temperature
 Certificate Validity: 12 months / 12 months

**participation according to Rili-BÄK:
 bi-annual**

anti-Endomysium IgA	anti-Gliadin IgA	anti-Gliadin IgG
anti-Transglutaminase IgA	anti-deamidated Gliadin IgA	anti-deamidated Gliadin IgG

Mar. (2)

Aug. (5)

Registration deadline:	26.12.25	12.06.26
Sample shipment:	24.02.26	11.08.26
Closing Date:	13.03.26	28.08.26

Autoimmune Diseases - Hepatic Syndromes

Blüthner / N.N.

253

Samples : 2 samples of 0.3 ml
 Sample properties: Plasma / Serum
 Shipping Information: Shipping at ambient temperature
 Certificate Validity: 12 months

anti-Actin	anti-H+/K+-ATPase	anti-Microsomes (LKM 1)
anti-Mitochondria	anti-Parietal cells	anti-smooth muscle

Mar. (2)

Aug. (5)

Registration deadline:	26.12.25	12.06.26
Sample shipment:	24.02.26	11.08.26
Closing Date:	13.03.26	28.08.26

Samples : 2 samples of 0.3 ml
 Sample properties: Serum / Plasma
 Shipping Information: Shipping at ambient temperature
 Certificate Validity: 24 months

anti-Acetylcholin receptors anti-Musclespecific Receptor Tyrosinkinase (MuSK)
 anti-Titin anti-skeletal muscle

Mar. (2)

Registration deadline: 26.12.25
 Sample shipment: 24.02.26
 Closing Date: 13.03.26

Samples : 2 samples of 0.3 ml
 Sample properties: Serum / Plasma
 Shipping Information: Shipping at ambient temperature
 Certificate Validity: 24 months

anti - Glia Cell Nuclear Antibody (AGNA) anti-Amphiphysin 1
 anti-HuD anti-Neuronal nuclei
 anti-Purkinje cells anti-Ri / Nova 1 anti-SOX1
 anti-Ta (Ma 2) anti-Yo (CDR62)

Mar. (2)

Registration deadline: 26.12.25
 Sample shipment: 24.02.26
 Closing Date: 13.03.26

Samples : 2 samples of 0.3 ml
 Sample properties: Plasma / Serum
 Shipping Information: Shipping at ambient temperature
 Certificate Validity: 24 months

anti-Asialoganglioside (AGA1)
 anti-Disialoganglioside (GD1a)
 anti-Disialoganglioside (GD1b)
 anti-Monosialoganglioside (GM1)
 anti-Monosialoganglioside (GM2)
 anti-Monosialoganglioside (GM3)
 anti-Myelin-associated Glycoprotein (MAG)
 anti-Quadrosialoganglioside (GQ1b)
 anti-Trisialoganglioside (GT1b)

Mar. (2)

Registration deadline: 26.12.25
 Sample shipment: 24.02.26
 Closing Date: 13.03.26

Samples : 2 samples of 0.3 ml Sample properties: Serum / Plasma Shipping Information: Shipping at ambient temperature Certificate Validity: 12 months / 6 months		participation according to Rili-BÄK: quarterly
Rheumatoid Factor, Rheumatoid Factor (isotypes) anti-MCV (mutated citrullinated Vimentin)	anti-CCP (cyclic citrulline peptide)	
Additional terms see EQA No. 323!		
	Mar. (2)	Aug. (5)
Registration deadline:	26.12.25	12.06.26
Sample shipment:	24.02.26	11.08.26
Closing Date:	13.03.26	28.08.26

Samples : 2 samples of 0.3 ml Sample properties: Plasma / Serum Shipping Information: Shipping at ambient temperature Certificate Validity: 12 months / 12 months		participation according to Rili-BÄK: bi-annual
Antibodies against neutrophilic granulocytes (ANCA)		
anti-MPO c-ANCA	anti-PR3 p-ANCA	
	Mar. (2)	Aug. (5)
Registration deadline:	26.12.25	12.06.26
Sample shipment:	24.02.26	11.08.26
Closing Date:	13.03.26	28.08.26

Samples : 2 samples of 2.6 ml Sample properties: Whole blood (EDTA), not stabilized Shipping Information: Cooled shipping Certificate Validity: 12 months				
Basophil activation by allergens bee and wasp. The stimulants are not included! Overnight delivery. Due to the limited sample material, we reserve the right to close orders early.				
	Mar. (2)	May (3)	Aug. (5)	Oct. (6)
Registration deadline:	26.12.25	06.03.26	12.06.26	14.08.26
Sample shipment:	24.02.26	05.05.26	11.08.26	13.10.26
Closing Date:	06.03.26	15.05.26	21.08.26	23.10.26

HLA Diagnostics - HLA Antibody Screening and Identification

Lachmann / Zaralioglu

445

Samples : 5 samples of 1 mL
 Sample properties: Liquid serum
 Shipping Information: Shipping at ambient temperature
 Certificate Validity: 12 months

HLA antibody determination: HLA antibody screening by complement-dependent cytotoxicity test (CDC) and/or with solid phase immunoassays, antibody identification by CDC and/or antibody identification by solid phase immunoassays (ELISA, Luminex), solid phase complement binding assays (C1q, C3d, C4d etc.).

	Feb. (1)	Aug. (4)
Registration deadline:	14.11.25	15.05.26
Sample shipment:	12.01.26	13.07.26
Closing Date:	20.02.26	21.08.26

HLA Diagnostics - HLA Crossmatching

Lachmann / Zaralioglu

443

Samples : 1 serum set (20 Sera à 100 µ and 2x ACD blood à 8 ml)
 Sample properties: Liquid serum and platelet-depleted blood (ACD)
 Shipping Information: Shipping at ambient temperature
 Certificate Validity: 12 months

HLA crossmatching

	Apr. (3)
Registration deadline:	16.01.26
Sample shipment:	16.03.26
Closing Date:	17.04.26

HLA Diagnostics - HLA Typing Class I and II of Serological Equivalents

Lachmann / Zaralioglu

441

Samples : 5 samples of 8 mL
 Sample properties: Platelet-depleted blood (ACD)
 Shipping Information: Shipping at ambient temperature
 Certificate Validity: 12 months

HLA Typing of serological equivalents of class I (HLA A, B) and/or HLA class II (HLA-DR, DQ) by serological and/or molecular means on the level of serological equivalents.

It is not possible to report individual antigens, e.g. in the context of HLA disease associations (HLA-A29, HLA-B51, etc.).

	Feb. (1)	Apr. (3)	Aug. (4)	Nov. (6)
Registration deadline:	14.11.25	23.01.26	15.05.26	04.09.26
Sample shipment:	12.01.26	23.03.26	13.07.26	02.11.26
Closing Date:	06.02.26	17.04.26	07.08.26	27.11.26

Samples : 5 blood samples of 3 mL
 Sample properties: Whole blood (EDTA), not stabilized
 Shipping Information: Shipping at ambient temperature
 Certificate Validity: 12 months

participation according to Rili-BÄK:
 bi-annual

Determination of HLA-B27 by molecular and/or serological means

	Feb. (1)	Apr. (3)	Aug. (4)	Nov. (6)
Registration deadline:	14.11.25	23.01.26	15.05.26	04.09.26
Sample shipment:	12.01.26	23.03.26	13.07.26	02.11.26
Closing Date:	06.02.26	17.04.26	07.08.26	27.11.26

Immunophenotyping

Immunophenotyping - Cellular Immunodeficiency Diagnostic

Sack / Kölsch

651

Samples : 2 samples of 4 mL
 Sample properties: Whole blood (EDTA), not stabilized
 Shipping Information: Shipping at ambient temperature
 Certificate Validity: 12 months

Analytes according to case description T, NK and B cell subpopulations including naive, memory, effector, activated, TH1/2 and Treg cells, TCR V β -typing

Overnight delivery.

	May (3)	Oct. (6)
Registration deadline:	20.03.26	14.08.26
Sample shipment:	19.05.26	13.10.26
Closing Date:	29.05.26	23.10.26

Functional immunologic assays

Interferon Gamma Release Assay (IGRA)

Sack / Kölsch

650

Samples : 2 samples of approx. 4 ml
 Sample properties: Whole blood (Heparin), not stabilized
 Shipping Information: Shipping at ambient temperature
 Certificate Validity: 12 months

Interferon Gamma Release Assay (IGRA)

Overnight delivery. Due to high demand three different sets of samples will be sent (Gr. 650 = Gr. 950 or Gr. 951). Please note: This EQA scheme is based on stimulation with Mycobacterium Tuberculosis antigens and is designed for participants who use a TB Elispot (e.g., T-SPOT[®].TB) or a test with pre-stimulation in a tube (e.g. QuantiFeron[®]-TB Gold Plus). The certificate is also valid for IGRA with other antigens performed on the same platform.

	May (3)	Oct. (6)
Registration deadline:	20.03.26	14.08.26
Sample shipment:	19.05.26	13.10.26
Closing Date:	05.06.26	30.10.26

Samples : 2 samples of 5 ml
 Sample properties: Whole blood (Heparin), not stabilized
 Shipping Information: Shipping at ambient temperature
 Certificate Validity: 12 months

Proliferation index after stimulation with PHA, PMA/ionomycin, anti-CD3 and anti-CD3/anti-CD28 and evaluation.

Overnight delivery. The samples should ideally be stimulated and measured within 24-36 h after blood collection. The stimulants are not sent with the samples!

This EQA scheme is intended for laboratories that perform lymphocyte proliferation assays to clarify lymphocyte dysfunction. Proliferation can be measured with cell tracer dyes, by ³H-thymidine incorporation or by MTT. Stimulation indices (³H-thymidine method and MTT) or proliferation indices (flow cytometric methods) and an evaluation can be reported.

Shipping within the DACH region only

	May (3)	Oct. (6)
Registration deadline:	06.03.26	31.07.26
Sample shipment:	04.05.26	28.09.26
Closing Date:	29.05.26	23.10.26

Oxidative Burst / Phagocytosis Test

Samples : 4 samples of 2 ml
 Sample properties: Whole blood (Heparin), not stabilized
 Shipping Information: Shipping at ambient temperature
 Certificate Validity: 12 months

Oxygen radical production in granulocytes after stimulation with PMA and with E. coli (also individually) Stimulation index (DHR) and evaluation (DHR/ NBT) as well as phagocytosis of opsonised E. coli in granulocytes Stimulation index and evaluation.

Overnight delivery. The samples should ideally be stimulated and measured within 24-36 h after blood collection. The stimulants are not sent with the samples!

This EQA scheme is intended for laboratories that determine oxygen radical production in granulocytes to clarify a granulocyte dysfunction.

Shipping within the DACH region only

	May (3)	Oct. (6)
Registration deadline:	06.03.26	31.07.26
Sample shipment:	04.05.26	28.09.26
Closing Date:	15.05.26	09.10.26

Complement Analysis - Anti-C1 Inhibitor Autoantibody

Prohaszka / Kirschfink

250

Samples : 2 samples of 300 µl Sample properties: Serum Shipping Information: Shipping at ambient temperature Certificate Validity: 24 months		
Auto-anti-C1 inhibitor IgA (qualitative) Auto-anti-C1 inhibitor IgM (qualitative)	Auto-anti-C1 inhibitor IgG (qualitative)	
		Nov. (6)
Registration deadline:		07.08.26
Sample shipment:		06.10.26
Closing Date:		06.11.26

Complement Analysis - Anti-C1q Autoantibody

Prohaszka / Kirschfink

245

Samples : 2 samples of 300 µl Sample properties: Serum Shipping Information: Shipping at ambient temperature Certificate Validity: 12 months		
Auto-anti C1q (IgG)	Auto-anti C1q (IgG) (qualitative)	
		Mar. (2)
		Nov. (6)
Registration deadline:	26.12.25	07.08.26
Sample shipment:	24.02.26	06.10.26
Closing Date:	27.03.26	06.11.26

Complement Analysis - Anti-factor H (FH) Autoantibody

Prohaszka / Kirschfink

249

Samples : 2 samples of 300 µl Sample properties: Serum Shipping Information: Shipping at ambient temperature Certificate Validity: 24 months		
Auto-anti FH-(qualitative)	Auto-anti-FH (quantitative)	
		Nov. (6)
Registration deadline:		07.08.26
Sample shipment:		06.10.26
Closing Date:		06.11.26

Samples : 2 samples of 300 µl Sample properties: Lyophilized serum Shipping Information: Shipping at ambient temperature Certificate Validity: 24 months		
C3-nephritic factor (qualitative)		
		Nov. (6)
Registration deadline:		07.08.26
Sample shipment:		06.10.26
Closing Date:		06.11.26

Samples : 2 samples of 300 µl Sample properties: Lyophilised plasma Shipping Information: Shipping at ambient temperature Certificate Validity: 24 months		
C3a, C3d, Bb, sC5b-9		
Participation with one parameter (e.g. sC5b-9) possible		
		Nov. (6)
Registration deadline:		07.08.26
Sample shipment:		06.10.26
Closing Date:		06.11.26

Samples : 2 samples of 1 ml Sample properties: Lyophilised serum Shipping Information: Shipping at ambient temperature Certificate Validity: 12 months		
Classical pathway (F), Alternative pathway (F), Lectin pathway (FH), C1q, (P) C4 (P), C3 (P), C1 Inhibitor (F) (P), Factor H (P), Factor I (P)		
Analysis of the total function of the 3 complement activation pathways (classical, alternative and lectin pathways) either by functional ELISA (WIELISA), by haemolytic (CH50, AH50) or by liposome-based assay (classical pathway). Participation with one parameter (e.g. CH50) is possible.		
	Mar. (2)	Nov. (6)
Registration deadline:	26.12.25	07.08.26
Sample shipment:	24.02.26	06.10.26
Closing Date:	27.03.26	06.11.26

Immunoematology 01

Wagner / Geisen

231

Samples : 2 x 5 ml serum / 2 x 5 ml erythrocytes suspension Sample properties: Serum + Erythrocytes suspension Shipping Information: Shipping at ambient temperature Certificate Validity: 6 months / 12 months					participation according to Rili-BÄK: quarterly
A B O - Typing Rh (D) Factor A - Subtyping Rh - Subtyping (without Cw) Antibody Screening Direct Antiglobulin Test Kell antigen					
	Mar. (2)	May (3)	July (4)	Oct. (6)	
Registration deadline:	28.11.25	30.01.26	27.03.26	10.07.26	
Sample shipment:	24.02.26	28.04.26	23.06.26	06.10.26	
Closing Date:	13.03.26	15.05.26	10.07.26	23.10.26	

Immunoematology 02 (incl. Antibody Identification)

Wagner / Geisen

232

Samples : 2 x 5 ml serum / 2 x 3 ml serum / 2 x 5 ml erythrocytes suspension Sample properties: Serum + Erythrocytes suspension Shipping Information: Shipping at ambient temperature Certificate Validity: 6 months / 12 months					participation according to Rili-BÄK: quarterly
A B O - Typing Rh (D) Factor A - Subtyping Rh - Subtyping (without Cw) Antibody Screening Direct Antiglobulin Test Kell antigen Antibody identification AB quantitation					
	Mar. (2)	May (3)	July (4)	Oct. (6)	
Registration deadline:	28.11.25	30.01.26	27.03.26	10.07.26	
Sample shipment:	24.02.26	28.04.26	23.06.26	06.10.26	
Closing Date:	13.03.26	15.05.26	10.07.26	23.10.26	

Immunoematology 04 - Granulocyte Immunology

Schulze / N.N.

234

Samples : 3 samples of plasma, 2 samples of DNA Sample properties: Plasma + DNA Shipping Information: Shipping at ambient temperature Certificate Validity: 12 months			
HNA/granulocyte antibodies HNA/granulocyte (neutrophil) antigens This EQA scheme includes all HNA specifications. It is dedicated to laboratories which are able to detect granulocyte alloantibodies and antigens. The EQA scheme No. 235 'Immunoematology 06 - Molecular Diagnostic' was designed for laboratories which only want to perform HNA genotyping. Because of the complicated preparation of the samples, INSTAND e.V. reserves the right to no longer supply laboratories with proficiency test samples, which have repeatedly not sent back any results.			
	Mar. (2)	Sep. (5)	
Registration deadline:	26.12.25	12.06.26	
Sample shipment:	24.02.26	11.08.26	
Closing Date:	27.03.26	11.09.26	

Samples : 2 samples of 5 mL Sample properties: Whole blood Shipping Information: Shipping at ambient temperature Certificate Validity: 6 months					participation according to Rili-BÄK: quarterly
A B 0 - Typing Rh - Subtyping (without Cw) Kell antigen	Rh (D) Factor Antibody Screening Antibody identification	A - Subtyping Direct Antiglobulin Test			
	Mar. (2)	May (3)	July (4)	Oct. (6)	
Registration deadline:	28.11.25	30.01.26	27.03.26	10.07.26	
Sample shipment:	24.02.26	28.04.26	23.06.26	06.10.26	
Closing Date:	13.03.26	15.05.26	10.07.26	23.10.26	

Samples : 2 x 5 ml whole blood + 2 x 5 ml serum Sample properties: Whole blood + Serum Shipping Information: Shipping at ambient temperature Certificate Validity: 6 months					participation according to Rili-BÄK: quarterly
A B 0 - Typing Rh - Subtyping (without Cw) Kell antigen	Rh (D) Factor Antibody Screening Antibody identification	A - Subtyping Direct Antiglobulin Test AB quantitation			
	Mar. (2)	May (3)	July (4)	Oct. (6)	
Registration deadline:	28.11.25	30.01.26	27.03.26	10.07.26	
Sample shipment:	24.02.26	28.04.26	23.06.26	06.10.26	
Closing Date:	13.03.26	15.05.26	10.07.26	23.10.26	

Samples : serum + erythrocytes suspension Sample properties: serum + erythrocytes suspension Shipping Information: Shipping at ambient temperature Certificate Validity: 12 months	
Details about this EQA scheme will be announced on the website and in the newsletter!	

CLL-MRD Immunophenotyping

Kreuzer / Patz

820

<p>Samples : 2 samples of 0.5 ml Sample properties: Whole blood (EDTA), not stabilized Shipping Information: Cooled shipping Certificate Validity: 12 months</p>		
<p>% CLL-cells Rating of MRD</p> <p>Cooled shipping to Germany and Austria only.</p> <p>Due to limited sample material, we reserve the right to close orders early.</p> <p>Because of the complicated preparation of the samples, INSTAND e.V. reserves the right to no longer supply laboratories with proficiency test samples, which have repeatedly not sent back any results.</p>		
	Feb. (2)	Sep. (5)
Registration deadline:	05.12.25	24.07.26
Sample shipment:	03.02.26	22.09.26
Closing Date:	06.02.26	25.09.26

CD19 CAR-T-Cells (quantitative)

Subklewe / Hänel

822

<p>Samples : 2 samples á 2 ml Sample properties: Whole blood(EDTA), stabilized Shipping Information: Cooled shipping Certificate Validity: 12 months</p>		
<p>CD19 CAR-T-cells</p> <p>Shipping to the DACH region only.</p> <p>Due to limited sample material, we reserve the right to close orders early (max. 25 registrations per date).Registration for date 3 has reached this maximum quantity and is already closed.</p> <p>Note: The planned date may be postponed if donor availability cannot be realised at short notice.</p> <p>Because of the complicated preparation of the samples, INSTAND reserves the right to no longer supply laboratories with proficiency test samples, which have repeatedly not sent back any results.</p>		
	May (3)	Nov. (6)
Registration deadline:	06.03.26	28.08.26
Sample shipment:	05.05.26	27.10.26
Closing Date:	15.05.26	06.11.26

Samples : 2 samples of 2.5 ml
 Sample properties: Stabilized control blood
 Shipping Information: Shipping at ambient temperature
 Certificate Validity: 6 months / 12 months

participation according to Rili-BÄK:
 quarterly



Analysis of Haemoglobin with HemoCue systems is possible!

Erythrocytes	Haematocrit centrif.	Haematocrit el.count	Haemoglobin
Leucocytes	MCV	Thrombocytes	

For POCT systems: Please ensure that the sample matrix used in the EQA scheme is suitable for your test system. In case of uncertainty, we recommend contacting the manufacturer or supplier of your device.

	Jan. (1)	Mar. (2)	May (3)	July (4)	Aug. (5)	Oct. (6)
Registration deadline:	14.11.25	26.12.25	27.02.26	24.04.26	12.06.26	07.08.26
Sample shipment:	13.01.26	24.02.26	28.04.26	23.06.26	11.08.26	06.10.26
Closing Date:	30.01.26	13.03.26	15.05.26	10.07.26	28.08.26	23.10.26

Haematology - Blood Cell Count - QBC System

Samples : 2 samples of 1 mL
 Sample properties: Whole blood (EDTA), not stabilized
 Shipping Information: Cooled shipping
 Certificate Validity: 12 months

participation according to Rili-BÄK:
 quarterly

Haematocrit centrif.	Haemoglobin	Leucocytes	Thrombocytes
----------------------	-------------	------------	--------------

For POCT systems: Please ensure that the sample matrix used in the EQA scheme is suitable for your test system. In case of uncertainty, we recommend contacting the manufacturer or supplier of your device.

This EQA scheme is only for participants with hematology systems based on QBC (Quantitative Buffy Coat) technology.

	Jan. (1)	May (3)	Sep. (5)	Oct. (6)
Registration deadline:	14.11.25	20.03.26	10.07.26	14.08.26
Sample shipment:	13.01.26	19.05.26	08.09.26	13.10.26
Closing Date:	23.01.26	29.05.26	18.09.26	23.10.26

Haematology - Blood Smear Analysis

Samples : 2 peripheral blood smears
 Sample properties: Slides
 Shipping Information: Shipping at ambient temperature
 Certificate Validity: 6 months / 12 months

participation according to Rili-BÄK:
 quarterly

Blood Cell Differentiation in %	Diagnostic comment
---------------------------------	--------------------

Morphology of erythrocytes, leucocytes and platelets

plus one special case for internal training purposes

	Jan. (1)	May (3)	July (4)	Oct. (6)
Registration deadline:	14.11.25	27.02.26	24.04.26	07.08.26
Sample shipment:	13.01.26	28.04.26	23.06.26	06.10.26
Closing Date:	30.01.26	15.05.26	10.07.26	23.10.26

Samples : Digital slides in a virtual microscope of bone marrow aspirate
 Sample properties: Digital slides
 Shipping Information: Shipping at ambient temperature
 Certificate Validity: 12 months

Evaluation and diagnosis

Available online in digital microscopy! - No shipment!

	Mar. (2)	Aug. (5)
Registration deadline:	20.02.26	07.08.26
Sample shipment:	24.02.26	11.08.26
Closing Date:	13.03.26	28.08.26

Haematology - Differential Blood Count (Machine-Based Analysis)

Samples : 2 samples of 1 mL
 Sample properties: Whole blood (EDTA), not stabilized
 Shipping Information: Cooled shipping
 Certificate Validity: 6 months / 12 months



Basophilic Granulocytes Haematocrit centrif.	Eosinophilic Granulocytes Haematocrit el.count	Erythrocytes Haemoglobin
Leucocytes	Lymphocytes	MCV
Monocytes	Neutrophilic Granulocytes	Thrombocytes

participation according to Rili-BÄK:
quarterly

For POCT systems: Please ensure that the sample matrix used in the EQA scheme is suitable for your test system. In case of uncertainty, we recommend contacting the manufacturer or supplier of your device.

Due to high demand, two different sets of samples will be sent (Gr. 612 = Gr. 912). The group number you receive will be set by INSTAND e.V. before each EQAS shipment. Both groups are equivalent.

	Jan. (1)	May (3)	Sep. (5)	Oct. (6)
Registration deadline:	14.11.25	20.03.26	10.07.26	14.08.26
Sample shipment:	13.01.26	19.05.26	08.09.26	13.10.26
Closing Date:	23.01.26	29.05.26	18.09.26	23.10.26

Haematology - Free Haemoglobin

Samples : 2 samples of 1 mL
 Sample properties: Lyophilised erythrocytes preparation
 Shipping Information: Shipping at ambient temperature
 Certificate Validity: 12 months

Haemoglobin (free)

The samples are not suitable for methods based on photometric measurements of the oxyhaemoglobin peaks around 540 nm and/or 577 nm. The Harboe method (415 nm peak) is not affected. The quantitative hemolysis index from automated chemistry analysers can also provide a suitable result.

	Jan. (1)	May (3)	Aug. (5)	Oct. (6)
Registration deadline:	14.11.25	27.02.26	12.06.26	07.08.26
Sample shipment:	13.01.26	28.04.26	11.08.26	06.10.26
Closing Date:	30.01.26	15.05.26	28.08.26	23.10.26

Samples : 2 samples of 0.8 mL
 Sample properties: Whole blood, stabilized
 Shipping Information: Shipping at ambient temperature
 Certificate Validity: 12 months

Hemoglobin analysis with evaluation and diagnosis

	May (3)	Oct. (6)
Registration deadline:	10.04.26	14.08.26
Sample shipment:	09.06.26	13.10.26
Closing Date:	26.06.26	30.10.26

Haematology - Immunophenotyping

Samples : 2 samples of 1 mL
 Sample properties: Whole blood (EDTA), not stabilized
 Shipping Information: Shipping at ambient temperature
 Certificate Validity: 12 months

Immunophenotyping of leukemias/lymphomas

Immunophenotyping of hematologic neoplasms

	Jan. (1)	May (3)	July (4)	Oct. (6)
Registration deadline:	14.11.25	06.03.26	01.05.26	14.08.26
Sample shipment:	13.01.26	05.05.26	30.06.26	13.10.26
Closing Date:	23.01.26	15.05.26	10.07.26	23.10.26

Haematology - Lymphocyte differentiation

Samples : 2 samples of 1 mL
 Sample properties: Whole blood (EDTA), not stabilized
 Shipping Information: Cooled shipping
 Certificate Validity: 12 months / 12 months

Lymphocyte-immunophenotyping - peripheral blood:

B-Lymphocytes

CD4 pos. lymphocytes with CD3-expression (%)

CD4 pos. lymphocytes with CD3-expression (/nl)

CD8 pos. lymphocytes with CD3-expression (%)

CD8 pos. lymphocytes with CD3-expression (/nl)

Leucocytes

Lymphocytes

NK-cells without CD3-expression

T-lymphocytes

participation according to Rili-BÄK:
 bi-annual

	Jan. (1)	Mar. (2)	July (4)	Oct. (6)
Registration deadline:	14.11.25	09.01.26	01.05.26	14.08.26
Sample shipment:	13.01.26	10.03.26	30.06.26	13.10.26
Closing Date:	23.01.26	20.03.26	10.07.26	23.10.26

Samples : 2 samples of 1.5 mL
 Sample properties: Whole blood (EDTA), not stabilized
 Shipping Information: Shipping at ambient temperature
 Certificate Validity: 12 months

GPI-deficient cells

Due to high demand 3 different sets of samples will be sent (No. 616 = No. 916 or No. 917).
 The group number you receive will be set by INSTAND e.V. before each EQAS shipment.
 All groups are equivalent!

	May (3)	Oct. (6)
Registration deadline:	06.03.26	24.07.26
Sample shipment:	05.05.26	22.09.26
Closing Date:	22.05.26	09.10.26

Haematology - Reticulocyte Analysis Machine-Based Analysis

Samples : 2 samples of 1 mL
 Sample properties: Whole blood (EDTA), not stabilized
 Shipping Information: Cooled shipping
 Certificate Validity: 12 months

Concentration of Hb in reticulocytes	Immature reticulocytes
Reticulated Platelets	Reticulocyte production Index (RPI)
Reticulocytes	Reticulocytes concentration

	Jan. (1)	May (3)	Sep. (5)	Oct. (6)
Registration deadline:	14.11.25	20.03.26	10.07.26	14.08.26
Sample shipment:	13.01.26	19.05.26	08.09.26	13.10.26
Closing Date:	23.01.26	29.05.26	18.09.26	23.10.26

Haematology - Reticulocyte Analysis Microscopy

Samples : 2 blood smears for microscopic analysis
 Sample properties: Slides
 Shipping Information: Shipping at ambient temperature
 Certificate Validity: 12 months

Reticulocytes

	Jan. (1)	July (4)
Registration deadline:	14.11.25	01.05.26
Sample shipment:	13.01.26	30.06.26
Closing Date:	23.01.26	10.07.26

Samples : 2 samples of 1 mL
 Sample properties: Whole blood (EDTA), not stabilized
 Shipping Information: Cooled shipping
 Certificate Validity: 12 months

Flow cytometric determination of CD34+ stem and progenitor cells and viability measurements

	Jan. (1)	Mar. (2)	July (4)	Sep. (5)
Registration deadline:	14.11.25	09.01.26	01.05.26	10.07.26
Sample shipment:	13.01.26	10.03.26	30.06.26	08.09.26
Closing Date:	23.01.26	20.03.26	10.07.26	18.09.26

Samples : 2 samples of 1 mL
 Sample properties: Whole blood(EDTA), stabilized
 Shipping Information: Cooled shipping
 Certificate Validity: 12 months

Flow cytometric analysis of stem and progenitor cells (CD34) without vitality measurement.
 For determination of CD34+ events plus vital CD34+ events, see Group 217 (native sample material).

	Jan. (1)	Mar. (2)	July (4)	Sep. (5)
Registration deadline:	14.11.25	09.01.26	01.05.26	10.07.26
Sample shipment:	13.01.26	10.03.26	30.06.26	08.09.26
Closing Date:	23.01.26	20.03.26	10.07.26	18.09.26

Samples : 2 samples of 1 mL
 Sample properties: Cellular products (CPD)
 Shipping Information: Cooled shipping
 Certificate Validity: 12 months

For flow cytometric determination of T, B and NK cells in cellular products only

	May (3)	Oct. (6)
Registration deadline:	20.03.26	14.08.26
Sample shipment:	19.05.26	13.10.26
Closing Date:	29.05.26	23.10.26

Haemostasis - Apixaban

Peetz / Spannagl / Dick

504

Samples : 2 samples of 1 ml Sample properties: Lyophilised plasma Shipping Information: Shipping at ambient temperature Certificate Validity: 12 months		
Apixaban		
	May (3)	Oct. (6)
Registration deadline:	27.02.26	07.08.26
Sample shipment:	28.04.26	06.10.26
Closing Date:	15.05.26	23.10.26

Haemostasis - Argatroban

Peetz / Spannagl / Dick

230

Samples : 2 samples of 1 ml Sample properties: Lyophilised plasma Shipping Information: Shipping at ambient temperature Certificate Validity: 12 months				
Argatroban	Thrombin Time	aPTT		
	Jan. (1)	May (3)	Aug. (5)	Oct. (6)
Registration deadline:	14.11.25	27.02.26	12.06.26	07.08.26
Sample shipment:	13.01.26	28.04.26	11.08.26	06.10.26
Closing Date:	30.01.26	15.05.26	28.08.26	23.10.26


Haemostasis - AT, Protein C, Protein S, C1-Inhibitor

Spannagl / Dick

225

Samples : 2 samples of 1 ml Sample properties: Lyophilised plasma Shipping Information: Shipping at ambient temperature Certificate Validity: 12 months				
Inhibitors (AT, PC, PS)				
Antithrombin Free Protein S funct. (act.)	C1-Inhibitor Protein S total	Free Protein S immun. (conc.) Total Protein C		
	Jan. (1)	May (3)	Aug. (5)	Oct. (6)
Registration deadline:	14.11.25	27.02.26	12.06.26	07.08.26
Sample shipment:	13.01.26	28.04.26	11.08.26	06.10.26
Closing Date:	30.01.26	15.05.26	28.08.26	23.10.26

Samples : 2 samples of 1 ml Sample properties: Lyophilised plasma Shipping Information: Shipping at ambient temperature Certificate Validity: 6 months / 12 months					participation according to Rili-BÄK: quarterly
Antithrombin Prothrombintime (PT, INR) aPTT	D-Dimer (quantitative) Prothrombintime (PT, Quick)	Fibrinogen Thrombin Time			
	Jan. (1)	May (3)	Aug. (5)	Oct. (6)	
Registration deadline:	14.11.25	27.02.26	12.06.26	07.08.26	
Sample shipment:	13.01.26	28.04.26	11.08.26	06.10.26	
Closing Date:	30.01.26	15.05.26	28.08.26	23.10.26	

Samples : 2 samples of 0.5 ml Sample properties: Lyophilised plasma Shipping Information: Shipping at ambient temperature Certificate Validity: 12 months					
D-Dimer (qualitative)	D-Dimer (quantitative)				
 For POCT systems: Please ensure that the sample matrix used in the EQA scheme is suitable for your test system. In case of uncertainty, we recommend contacting the manufacturer or supplier of your device.					
	Jan. (1)	May (3)	Aug. (5)	Oct. (6)	
Registration deadline:	14.11.25	27.02.26	12.06.26	07.08.26	
Sample shipment:	13.01.26	28.04.26	11.08.26	06.10.26	
Closing Date:	30.01.26	15.05.26	28.08.26	23.10.26	

Samples : 2 samples of 1 ml Sample properties: Lyophilised plasma Shipping Information: Shipping at ambient temperature Certificate Validity: 12 months			
Dabigatran			
	May (3)	Oct. (6)	
Registration deadline:	27.02.26	07.08.26	
Sample shipment:	28.04.26	06.10.26	
Closing Date:	15.05.26	23.10.26	

Samples : 2 samples of 1 ml
 Sample properties: Lyophilised plasma
 Shipping Information: Shipping at ambient temperature
 Certificate Validity: 12 months

Edoxaban

	May (3)	Oct. (6)
Registration deadline:	27.02.26	07.08.26
Sample shipment:	28.04.26	06.10.26
Closing Date:	15.05.26	23.10.26

Samples : 2 samples of 1 ml
 Sample properties: Lyophilised plasma
 Shipping Information: Shipping at ambient temperature
 Certificate Validity: 12 months

Emicizumab

	Jan. (1)	May (3)	Aug. (5)	Oct. (6)
Registration deadline:	14.11.25	27.02.26	12.06.26	07.08.26
Sample shipment:	13.01.26	28.04.26	11.08.26	06.10.26
Closing Date:	30.01.26	15.05.26	28.08.26	23.10.26

Samples : 2 samples of 1 ml
 Sample properties: Lyophilised plasma
 Shipping Information: Shipping at ambient temperature
 Certificate Validity: 12 months

Single factors A (via PT): factor II, factor V, factor VII, factor X

	Jan. (1)	May (3)	Aug. (5)	Oct. (6)
Registration deadline:	14.11.25	27.02.26	12.06.26	07.08.26
Sample shipment:	13.01.26	28.04.26	11.08.26	06.10.26
Closing Date:	30.01.26	15.05.26	28.08.26	23.10.26

Samples : 2 samples of 1 ml
 Sample properties: Lyophilised plasma
 Shipping Information: Shipping at ambient temperature
 Certificate Validity: 12 months

Single factors B (via APTT, etc.): factor IX, factor XI, factor XII, factor XIII

	Jan. (1)	May (3)	Aug. (5)	Oct. (6)
Registration deadline:	14.11.25	27.02.26	12.06.26	07.08.26
Sample shipment:	13.01.26	28.04.26	11.08.26	06.10.26
Closing Date:	30.01.26	15.05.26	28.08.26	23.10.26

Samples : 2 samples of 1 ml
 Sample properties: Lyophilised plasma
 Shipping Information: Shipping at ambient temperature
 Certificate Validity: 12 months

Factor VIII akt. Willebrand fact. Ag Willebrand fact. CBA
 Willebrand fact. RiCof Willebrand fact. activity

	Jan. (1)	May (3)	Aug. (5)	Oct. (6)
Registration deadline:	14.11.25	27.02.26	12.06.26	07.08.26
Sample shipment:	13.01.26	28.04.26	11.08.26	06.10.26
Closing Date:	30.01.26	15.05.26	28.08.26	23.10.26

Samples : 2 samples of 1 ml
 Sample properties: Lyophilised plasma
 Shipping Information: Shipping at ambient temperature
 Certificate Validity: 12 months

Global test II: TZ, FIB, FSP screening FSP screening, using batroxobin time or heparin-independent thrombin time

	Jan. (1)	May (3)	Aug. (5)	Oct. (6)
Registration deadline:	14.11.25	27.02.26	12.06.26	07.08.26
Sample shipment:	13.01.26	28.04.26	11.08.26	06.10.26
Closing Date:	30.01.26	15.05.26	28.08.26	23.10.26

Samples : 2 samples of 1 ml Sample properties: Lyophilised plasma Shipping Information: Shipping at ambient temperature Certificate Validity: 12 months		
Fondaparinux		
	May (3)	Oct. (6)
Registration deadline:	27.02.26	07.08.26
Sample shipment:	28.04.26	06.10.26
Closing Date:	15.05.26	23.10.26

Samples : 2 samples of 1 ml Sample properties: Lyophilised plasma Shipping Information: Shipping at ambient temperature Certificate Validity: 12 months				
Functional APC resistance				
APC resistance	Diagnostic comments			
	Jan. (1)	May (3)	Aug. (5)	Oct. (6)
Registration deadline:	14.11.25	27.02.26	12.06.26	07.08.26
Sample shipment:	13.01.26	28.04.26	11.08.26	06.10.26
Closing Date:	30.01.26	15.05.26	28.08.26	23.10.26

Samples : 2 samples of 1 ml Sample properties: Lyophilised plasma Shipping Information: Shipping at ambient temperature Certificate Validity: 12 months				
LMW Heparin				
	Jan. (1)	May (3)	Aug. (5)	Oct. (6)
Registration deadline:	14.11.25	27.02.26	12.06.26	07.08.26
Sample shipment:	13.01.26	28.04.26	11.08.26	06.10.26
Closing Date:	30.01.26	15.05.26	28.08.26	23.10.26

Haemostasis - Rivaroxaban

Peetz / Spannagl / Dick

503

Samples : 2 samples of 1 ml Sample properties: Lyophilised plasma Shipping Information: Shipping at ambient temperature Certificate Validity: 12 months		
Rivaroxaban		
	May (3)	Oct. (6)
Registration deadline:	27.02.26	07.08.26
Sample shipment:	28.04.26	06.10.26
Closing Date:	15.05.26	23.10.26

Haemostasis - ROTEM Sigma

Spannagl / Dick

509

Samples : 2 x 3 samples of 1 ml Sample properties: Lyophilised plasma Shipping Information: Shipping at ambient temperature Certificate Validity: 12 months				
Extrinsic: A20 [mm]	Extrinsic: CT[s] r[min]	Extrinsic: MCF [mm]		
Intrinsic: A20 [mm]	Intrinsic: CT[s] r[min]	Intrinsic: MCF [mm]		
	Jan. (1)	May (3)	Aug. (5)	Oct. (6)
Registration deadline:	14.11.25	27.02.26	12.06.26	07.08.26
Sample shipment:	13.01.26	28.04.26	11.08.26	06.10.26
Closing Date:	30.01.26	15.05.26	28.08.26	23.10.26

Haemostasis - TEG/ROTEM

Spannagl / Dick

283

Samples : 2 samples of 1 ml Sample properties: Lyophilised plasma Shipping Information: Shipping at ambient temperature Certificate Validity: 12 months				
Extrinsic: A20 [mm]	Extrinsic: CT[s] r[min]	Extrinsic: MCF [mm]		
Intrinsic: A20 [mm]	Intrinsic: CT[s] r[min]	Intrinsic: MCF [mm]		
	Jan. (1)	May (3)	Aug. (5)	Oct. (6)
Registration deadline:	14.11.25	27.02.26	12.06.26	07.08.26
Sample shipment:	13.01.26	28.04.26	11.08.26	06.10.26
Closing Date:	30.01.26	15.05.26	28.08.26	23.10.26

Haemostasis - UF Heparin

Peetz / Spannagl / Dick

280

Samples : 2 samples of 1 ml Sample properties: Lyophilised plasma Shipping Information: Shipping at ambient temperature Certificate Validity: 12 months				
Thrombin Time	UF Heparin	aPTT		
	Jan. (1)	May (3)	Aug. (5)	Oct. (6)
Registration deadline:	14.11.25	27.02.26	12.06.26	07.08.26
Sample shipment:	13.01.26	28.04.26	11.08.26	06.10.26
Closing Date:	30.01.26	15.05.26	28.08.26	23.10.26

Adrenal Gland/Pituitary

Luppa / Schneider

298

Samples : 2 samples of 3 ml
 Sample properties: Lyophilised serum
 Shipping Information: Shipping at ambient temperature
 Certificate Validity: 12 months

1-39 ACTH	DHEA	DHEA-S	HGH	Prolactin
	Mar. (2)	May (3)	Aug. (5)	Oct. (6)
Registration deadline:	26.12.25	27.02.26	12.06.26	07.08.26
Sample shipment:	24.02.26	28.04.26	11.08.26	06.10.26
Closing Date:	13.03.26	15.05.26	28.08.26	23.10.26

Aldosterone

Luppa / Schneider

304

Samples : 2 samples of 1 ml
 Sample properties: Lyophilised serum
 Shipping Information: Shipping at ambient temperature
 Certificate Validity: 12 months

Aldosterone

	Jan. (1)	Mar. (2)	May (3)	July (4)	Aug. (5)	Oct. (6)
Registration deadline:	14.11.25	26.12.25	27.02.26	24.04.26	12.06.26	07.08.26
Sample shipment:	13.01.26	24.02.26	28.04.26	23.06.26	11.08.26	06.10.26
Closing Date:	30.01.26	13.03.26	15.05.26	10.07.26	28.08.26	23.10.26

Calcium Metabolism / Special Thyroid

Durner / Luppa

301

Samples : 2 samples of 3 ml
 Sample properties: Lyophilised serum
 Shipping Information: Shipping at ambient temperature
 Certificate Validity: 12 months

1-84 PTH	Calcitonin	Thyreoglobulin		
	Jan. (1)	May (3)	July (4)	Oct. (6)
Registration deadline:	14.11.25	27.02.26	24.04.26	07.08.26
Sample shipment:	13.01.26	28.04.26	23.06.26	06.10.26
Closing Date:	30.01.26	15.05.26	10.07.26	23.10.26

Samples : 2 samples of 3 ml Sample properties: Lyophilised serum Shipping Information: Shipping at ambient temperature Certificate Validity: 12 months / 6 months		participation according to Rili-BÄK: quarterly						
FSH	LH					anti-Mullerian hormone		
						Mar. (2)	May (3)	Aug. (5)
Registration deadline:		26.12.25	27.02.26	12.06.26	07.08.26			
Sample shipment:		24.02.26	28.04.26	11.08.26	06.10.26			
Closing Date:		13.03.26	15.05.26	28.08.26	23.10.26			

Gravidity - 1st Trimester Screening

Samples : 2 samples of 1 mL Sample properties: Lyophilised serum Shipping Information: Shipping at ambient temperature Certificate Validity: 6 months / 12 months		participation according to Rili-BÄK: quarterly						
Free beta-chain hCG	PAPP-A							
						Mar. (2)	May (3)	Aug. (5)
Registration deadline:		26.12.25	27.02.26	12.06.26	07.08.26			
Sample shipment:		24.02.26	28.04.26	11.08.26	06.10.26			
Closing Date:		13.03.26	15.05.26	28.08.26	23.10.26			

Gravidity - 2nd Trimester Screening

Samples : 2 samples of 1 mL Sample properties: Lyophilised serum Shipping Information: Shipping at ambient temperature Certificate Validity: 6 months		participation according to Rili-BÄK: quarterly						
AFP hCG intact	hCG intact +beta-hCG free							
						Mar. (2)	May (3)	Aug. (5)
Registration deadline:		26.12.25	27.02.26	12.06.26	07.08.26			
Sample shipment:		24.02.26	28.04.26	11.08.26	06.10.26			
Closing Date:		13.03.26	15.05.26	28.08.26	23.10.26			

Hematopoietic Growth Factors

Wenzel / Geisen

626

Samples : 2 samples of 1 ml Sample properties: Lyophilised serum Shipping Information: Shipping at ambient temperature Certificate Validity: 12 months			
Erythropoietin	Thrombopoietin		
	May (3)	Oct. (6)	
Registration deadline:	27.02.26	07.08.26	
Sample shipment:	28.04.26	06.10.26	
Closing Date:	15.05.26	23.10.26	

Pancreas/Gastrointestinal Tract

Durner / Luppá

300

Samples : 2 samples of 3 ml Sample properties: Lyophilised serum Shipping Information: Shipping at ambient temperature Certificate Validity: 12 months				
C-Peptide Pro-insuline	Gastrin	Glucagon	Insulin	
	Jan. (1)	May (3)	July (4)	Oct. (6)
Registration deadline:	14.11.25	27.02.26	24.04.26	07.08.26
Sample shipment:	13.01.26	28.04.26	23.06.26	06.10.26
Closing Date:	30.01.26	15.05.26	10.07.26	23.10.26

Preeclampsia Marker

Luppá / Schneider

625

Samples : 2 samples of 1 ml Sample properties: Lyophilised serum Shipping Information: Shipping at ambient temperature Certificate Validity: 12 months		
PLGF (placental growth factor) sFLT-1 (soluble fms-like tyrosine kinase-1)		
	May (3)	Oct. (6)
Registration deadline:	27.02.26	07.08.26
Sample shipment:	28.04.26	06.10.26
Closing Date:	15.05.26	23.10.26

Samples : 2 samples of 2 ml Sample properties: Liquid serum Shipping Information: Shipping at ambient temperature Certificate Validity: 12 months / 6 months							participation according to Rili-BÄK: quarterly
17-beta-Estradiol T3 total (triiodothyronine) free T3 (triiodothyronine)	Cortisol T4 total (thyroxine) free T4 (thyroxine)	Progesterone TSH Testosterone					
	Jan. (1)	Mar. (2)	May (3)	July (4)	Aug. (5)	Oct. (6)	
Registration deadline:	14.11.25	26.12.25	27.02.26	24.04.26	12.06.26	07.08.26	
Sample shipment:	13.01.26	24.02.26	28.04.26	23.06.26	11.08.26	06.10.26	
Closing Date:	30.01.26	13.03.26	15.05.26	10.07.26	28.08.26	23.10.26	

Thyroid Gland Antibodies

Samples : 2 samples of 1 ml Sample properties: Lyophilised serum Shipping Information: Shipping at ambient temperature Certificate Validity: 12 months				
TRAK/THYBIA	anti-Microsome	anti-TPO	anti-Thyroglobuline	
	Jan. (1)	May (3)	July (4)	Oct. (6)
Registration deadline:	14.11.25	27.02.26	24.04.26	07.08.26
Sample shipment:	13.01.26	28.04.26	23.06.26	06.10.26
Closing Date:	30.01.26	15.05.26	10.07.26	23.10.26

Thyroid Hormones

Samples : 2 samples of 3 ml Sample properties: Lyophilised serum Shipping Information: Shipping at ambient temperature Certificate Validity: 6 months							participation according to Rili-BÄK: quarterly
T3 total (triiodothyronine) free T3 (triiodothyronine)	T4 total (thyroxine) free T4 (thyroxine)	TSH					
	Jan. (1)	Mar. (2)	May (3)	July (4)	Aug. (5)	Oct. (6)	
Registration deadline:	14.11.25	26.12.25	27.02.26	24.04.26	12.06.26	07.08.26	
Sample shipment:	13.01.26	24.02.26	28.04.26	23.06.26	11.08.26	06.10.26	
Closing Date:	30.01.26	13.03.26	15.05.26	10.07.26	28.08.26	23.10.26	

Samples : 2 samples of 1 mL
 Sample properties: Lyophilised serum
 Shipping Information: Shipping at ambient temperature
 Certificate Validity: 12 months

17-Hydroxyprogesterone Androstendion

	Mar. (2)	May (3)	Aug. (5)	Oct. (6)
Registration deadline:	26.12.25	27.02.26	12.06.26	07.08.26
Sample shipment:	24.02.26	28.04.26	11.08.26	06.10.26
Closing Date:	13.03.26	15.05.26	28.08.26	23.10.26

IgG subclasses

IgG Subclasses

Samples : 2 samples of 1 ml
 Sample properties: Liquid serum
 Shipping Information: Shipping at ambient temperature
 Certificate Validity: 12 months

IgG1 IgG2 IgG3 IgG4

	May (3)	Oct. (6)
Registration deadline:	27.02.26	07.08.26
Sample shipment:	28.04.26	06.10.26
Closing Date:	15.05.26	23.10.26

Cardiac marker

Myocardial Markers

Samples : 2 samples of 2 ml
 Sample properties: Lyophilized serum
 Shipping Information: Shipping at ambient temperature
 Certificate Validity: 12 months / 6 months

participation according to Rili-BÄK:
 quarterly



CK-MB (activity)	CK-MB (mass)	CK-MB (qualitative)
Myoglobin	Myoglobin (qualitative)	NT-pro BNP
Troponin I	Troponin I (qualitative)	Troponin T
Troponin T (qualitative)		

For POCT systems: Please ensure that the sample matrix used in the EQA scheme is suitable for your test system. In case of uncertainty, we recommend contacting the manufacturer or supplier of your device. Please note that this EQA scheme is not suitable for methods that require whole blood.

	Jan. (1)	Mar. (2)	May (3)	July (4)	Aug. (5)	Oct. (6)
Registration deadline:	14.11.25	26.12.25	27.02.26	24.04.26	12.06.26	07.08.26
Sample shipment:	13.01.26	24.02.26	28.04.26	23.06.26	11.08.26	06.10.26
Closing Date:	30.01.26	13.03.26	15.05.26	10.07.26	28.08.26	23.10.26

Samples : 2 samples of 1 mL
 Sample properties: Serum / Plasma
 Shipping Information: Shipping at ambient temperature
 Certificate Validity: 12 months



BNP

For POCT systems: Please ensure that the sample matrix used in the EQA scheme is suitable for your test system. In case of uncertainty, we recommend contacting the manufacturer or supplier of your device.

	Jan. (1)	May (3)	July (4)	Oct. (6)
Registration deadline:	14.11.25	27.02.26	24.04.26	07.08.26
Sample shipment:	13.01.26	28.04.26	23.06.26	06.10.26
Closing Date:	30.01.26	15.05.26	10.07.26	23.10.26

Conventional clinical chemistry

ACE (Angiotensin-Converting-Enzyme)

Samples : 2 samples of 0.5 ml
 Sample properties: Liquid serum
 Shipping Information: Shipping at ambient temperature
 Certificate Validity: 12 months

ACE

	Mar. (2)	May (3)	July (4)	Oct. (6)
Registration deadline:	26.12.25	27.02.26	24.04.26	07.08.26
Sample shipment:	24.02.26	28.04.26	23.06.26	06.10.26
Closing Date:	13.03.26	15.05.26	10.07.26	23.10.26

Amino Acid Analysis

Samples : 2 samples of 1 ml
 Sample properties: Lyophilised plasma
 Shipping Information: Shipping at ambient temperature
 Certificate Validity: 12 months

4-Hydroxyproline (free)	Alanine	Arginine
Argininosuccinic acid	Asparagine	Aspartic acid
Citrulline	Cystathionine	Cysteine-Homocysteine-disulfide
Cystine	Glutamic acid	Glutamine
Glycine	Histidine	Isoleucine
Leucine	Lysine	Methionine
Ornithine	Phenylalanine	Phosphoethanolamine
Proline	Sarcosine	Serine
Taurine	Threonine	Tryptophan
Tyrosine	Valine	allo-Isoleucine
alpha-Aminoadipic acid	b-Alanine	proposed diagnosis

	May (3)	Oct. (6)
Registration deadline:	27.02.26	07.08.26
Sample shipment:	28.04.26	06.10.26
Closing Date:	15.05.26	23.10.26

Samples : 2 samples of 1 ml
 Sample properties: Liquid controls
 Shipping Information: Shipping at ambient temperature
 Certificate Validity: 12 months

Ammonia

	Jan. (1)	Mar. (2)	May (3)	July (4)	Aug. (5)	Oct. (6)
Registration deadline:	14.11.25	26.12.25	27.02.26	24.04.26	12.06.26	07.08.26
Sample shipment:	13.01.26	24.02.26	28.04.26	23.06.26	11.08.26	06.10.26
Closing Date:	30.01.26	13.03.26	15.05.26	10.07.26	28.08.26	23.10.26

Biogenic Amines in Plasma

Schneider / Lupp

185

Samples : 2 samples of 5 ml
 Sample properties: Lyophilised Plasma
 Shipping Information: Shipping at ambient temperature
 Certificate Validity: 12 months

3-Methoxytyramine	Dopamine	Epinephrine	Metanephrine
Norepinephrine	Normetanephrine	Serotonin	

	Mar. (2)	Aug. (5)
Registration deadline:	26.12.25	12.06.26
Sample shipment:	24.02.26	11.08.26
Closing Date:	13.03.26	28.08.26

Capillary Zone Electrophoresis

Niederau / Schellenberg

102

Samples : 2 samples of 1 mL
 Sample properties: Lyophilised serum
 Shipping Information: Shipping at ambient temperature
 Certificate Validity: 12 months

Albumin (electrophoresis)	a1-Globulins	a2-Globulins
beta-Globulins	gamma-Globulins	

	Jan. (1)	Mar. (2)	May (3)	July (4)	Aug. (5)	Oct. (6)
Registration deadline:	14.11.25	26.12.25	27.02.26	24.04.26	12.06.26	07.08.26
Sample shipment:	13.01.26	24.02.26	28.04.26	23.06.26	11.08.26	06.10.26
Closing Date:	30.01.26	13.03.26	15.05.26	10.07.26	28.08.26	23.10.26

Samples : 2 samples of 5 ml
 Sample properties: Lyophilised serum
 Shipping Information: Shipping at ambient temperature
 Certificate Validity: 12 months / 6 months

participation according to Rili-BÄK:
 quarterly



AP	Acid phosphatase	Albumin
Albumin (electrophoresis)	Aldolase	Bilirubin
Bilirubin conj.	CHE	CK
Calcium	Chloride	Cholesterol
Copper	Creatinine	GGT
GLDH	GOT (ASAT)	GPT (ALAT)
Glucose	HBDH	IgA
IgG	IgM	Iron
Iron binding capacity	LDH	Lactate
Lipase	Lithium	Magnesium
Osmolality	Pancreas amylase	Phosphate
Potassium	Prostatic acid Phosphatase	Protein
Sodium	Transferrine	Triglycerides
Urea	Uric Acid	alpha-Amylase
gamma-Globulins		

For POCT systems: Please ensure that the sample matrix used in the EQA scheme is suitable for your test system. In case of uncertainty, we recommend contacting the manufacturer or supplier of your device.

	Jan. (1)	Mar. (2)	May (3)	July (4)	Aug. (5)	Oct. (6)
Registration deadline:	14.11.25	26.12.25	27.02.26	24.04.26	12.06.26	07.08.26
Sample shipment:	13.01.26	24.02.26	28.04.26	23.06.26	11.08.26	06.10.26
Closing Date:	30.01.26	13.03.26	15.05.26	10.07.26	28.08.26	23.10.26

Ethanol

Samples : 2 samples of 2 ml
 Sample properties: Liquid serum
 Shipping Information: Shipping at ambient temperature
 Certificate Validity: 6 months

participation according to Rili-BÄK:
 quarterly

Ethanol

	Jan. (1)	Mar. (2)	May (3)	July (4)	Aug. (5)	Oct. (6)
Registration deadline:	14.11.25	26.12.25	27.02.26	24.04.26	12.06.26	07.08.26
Sample shipment:	13.01.26	24.02.26	28.04.26	23.06.26	11.08.26	06.10.26
Closing Date:	30.01.26	13.03.26	15.05.26	10.07.26	28.08.26	23.10.26

Fructosamine

Samples : 2 samples of 1 mL
 Sample properties: Lyophilised serum
 Shipping Information: Shipping at ambient temperature
 Certificate Validity: 12 months

Fructosamine

	Jan. (1)	May (3)	Aug. (5)	Oct. (6)
Registration deadline:	14.11.25	27.02.26	12.06.26	07.08.26
Sample shipment:	13.01.26	28.04.26	11.08.26	06.10.26
Closing Date:	30.01.26	15.05.26	28.08.26	23.10.26

Samples : 2 samples of 0.5 ml Sample properties: Lyophilised whole blood Shipping Information: Shipping at ambient temperature Certificate Validity: 12 months		
G6PDH		
	Mar. (2)	Aug. (5)
Registration deadline:	26.12.25	12.06.26
Sample shipment:	24.02.26	11.08.26
Closing Date:	13.03.26	28.08.26

Samples : 2 samples of 1 ml Sample properties: Lyophilised plasma Shipping Information: Shipping at ambient temperature Certificate Validity: 12 months / 6 months				
Free light chains type kappa (quantitative) Gammopathies IgG kappa/lambda (ratio)		Free light chains type lambda (quantitative) IgA IgM		
	Jan. (1)	May (3)	July (4)	Oct. (6)
Registration deadline:	14.11.25	27.02.26	24.04.26	07.08.26
Sample shipment:	13.01.26	28.04.26	23.06.26	06.10.26
Closing Date:	30.01.26	15.05.26	10.07.26	23.10.26

Samples : 2 samples of 5 ml Sample properties: Lyophilised serum Shipping Information: Shipping at ambient temperature Certificate Validity: 6 months							participation according to Rili-BÄK: quarterly
Glucose							
	Jan. (1)	Mar. (2)	May (3)	July (4)	Aug. (5)	Oct. (6)	
Registration deadline:	14.11.25	26.12.25	27.02.26	24.04.26	12.06.26	07.08.26	
Sample shipment:	13.01.26	24.02.26	28.04.26	23.06.26	11.08.26	06.10.26	
Closing Date:	30.01.26	13.03.26	15.05.26	10.07.26	28.08.26	23.10.26	

Samples : 2 samples of 0.3 ml
 Sample properties: Whole blood (EDTA), not stabilized
 Shipping Information: Cooled shipping
 Certificate Validity: 6 months

participation according to Rili-BÄK:
 quarterly



HbA1c

For POCT systems: Please ensure that the sample matrix used in the EQA scheme is suitable for your test system. In case of uncertainty, we recommend contacting the manufacturer or supplier of your device.

The samples must be measured within 2 days of receipt!

	Jan. (1)	Mar. (2)	May (3)	July (4)	Sep. (5)	Oct. (6)
Registration deadline:	21.11.25	09.01.26	20.03.26	08.05.26	10.07.26	21.08.26
Sample shipment:	20.01.26	10.03.26	19.05.26	07.07.26	08.09.26	20.10.26
Closing Date:	23.01.26	13.03.26	22.05.26	10.07.26	11.09.26	23.10.26

Lipids/Lipoproteins

Samples : 2 samples of 3 mL
 Sample properties: Lyophilised serum
 Shipping Information: Shipping at ambient temperature
 Certificate Validity: 6 months / 12 months

participation according to Rili-BÄK:
 quarterly



Apolipoprotein A1
 HDL-cholesterol
 Triglycerides

Apolipoprotein B
 Homocystein

Apolipoprotein E
 LDL-cholesterol Lp (a)

Cholesterol
 Phospholipids

For POCT systems: Please ensure that the sample matrix used in the EQA scheme is suitable for your test system. In case of uncertainty, we recommend contacting the manufacturer or supplier of your device.

	Jan. (1)	Mar. (2)	May (3)	July (4)	Aug. (5)	Oct. (6)
Registration deadline:	14.11.25	26.12.25	27.02.26	24.04.26	12.06.26	07.08.26
Sample shipment:	13.01.26	24.02.26	28.04.26	23.06.26	11.08.26	06.10.26
Closing Date:	30.01.26	13.03.26	15.05.26	10.07.26	28.08.26	23.10.26

Markers of Ethanol Abuse - Transferrine

Samples : 2 samples of 1 mL
 Sample properties: Lyophilised serum
 Shipping Information: Shipping at ambient temperature
 Certificate Validity: 12 months

Asialotransferrin

Asialotransferrin+Disialotransferrin

Disialotransferrin

	Mar. (2)	May (3)	Aug. (5)	Oct. (6)
Registration deadline:	26.12.25	27.02.26	12.06.26	07.08.26
Sample shipment:	24.02.26	28.04.26	11.08.26	06.10.26
Closing Date:	13.03.26	15.05.26	28.08.26	23.10.26

Samples : 2 samples of 0.5 ml Sample properties: Whole blood (EDTA), not stabilized Shipping Information: Cooled shipping Certificate Validity: 12 months		
% Plasma cell neoplasia-cells Rating of MRD Cooled shipping to Germany and Austria only. Due to limited sample material, we reserve the right to close orders early.		
	Apr. (3)	Nov. (6)
Registration deadline:	19.12.25	26.06.26
Sample shipment:	21.04.26	10.11.26
Closing Date:	24.04.26	13.11.26

Samples : 2 samples of 5 ml Sample properties: Lyophilised serum Shipping Information: Shipping at ambient temperature Certificate Validity: 6 months / 12 months							participation according to Rili-BÄK: quarterly
Albumin a2-Globulins	Albumin (electrophoresis) beta-Globulins	Protein gamma-Globulins	a1-Globulins				
Participants using the method capillary zone electrophoresis please order programm 102 - Capillary Zone Electrophoresis							
	Jan. (1)	Mar. (2)	May (3)	July (4)	Aug. (5)	Oct. (6)	
Registration deadline:	14.11.25	26.12.25	27.02.26	24.04.26	12.06.26	07.08.26	
Sample shipment:	13.01.26	24.02.26	28.04.26	23.06.26	11.08.26	06.10.26	
Closing Date:	30.01.26	13.03.26	15.05.26	10.07.26	28.08.26	23.10.26	

Samples : 1 CSF sample of 1 ml Sample properties: CSF Shipping Information: Shipping at ambient temperature Certificate Validity: 24 months	
Ferritin - CSF Neurochemical diagnostics of hemorrhages	
	May (3)
Registration deadline:	27.02.26
Sample shipment:	28.04.26
Closing Date:	15.05.26

Cerebrospinal Fluid Analysis - Dementia Markers

Uhr / Zerr

466

Samples : 1 sample of 1 ml Sample properties: CSF Shipping Information: Shipping at ambient temperature Certificate Validity: 12 months		
Amyloid β Peptid 40 (A β 40) Amyloid β Peptid 42 (A β 42) Amyloid β Peptid Ratio (A β 42/40) PhosphoTau Protein (pTau) Total Tau Protein (Tau)		
Neurochemical dementia diagnostics: Support for differential diagnosis of dementia by interpretation of the combined analysis of different marker proteins in CSF.		
	May (3)	Oct. (6)
Registration deadline:	27.02.26	07.08.26
Sample shipment:	28.04.26	06.10.26
Closing Date:	15.05.26	23.10.26

Cerebrospinal Fluid Analysis - Free light chains Kappa

Uhr / Zerr

468

Samples : 2 sets = CSF + serum of 1 ml Sample properties: CSF + serum Shipping Information: Shipping at ambient temperature Certificate Validity: 24 months	
kappa-free light chains - CSF kappa-free light chains - serum Neurochemical diagnostics of inflammatory CNS processes	
	May (3)
Registration deadline:	27.02.26
Sample shipment:	28.04.26
Closing Date:	15.05.26

Cerebrospinal Fluid Analysis - Lactate/ Glucose

Uhr / Zimmermann

464

Samples : 2 samples of 0.5 ml Sample properties: CSF + Serum (lyophilized) Shipping Information: Shipping at ambient temperature Certificate Validity: 12 months / 6 months					participation according to Rili-BÄK: quarterly
Glucose - CSF Glucose quotient (CSF/Serum) Glucose quotient - diagnostic comment Interpretation of the report Lactate Lactate - diagnostic comment Calculation of the CSF/serum ratio of glucose. Interpretation with respect to the reference range.					
	Jan. (1)	May (3)	Aug. (5)	Oct. (6)	
Registration deadline:	14.11.25	27.02.26	12.06.26	07.08.26	
Sample shipment:	13.01.26	28.04.26	11.08.26	06.10.26	
Closing Date:	30.01.26	15.05.26	28.08.26	23.10.26	

Cerebrospinal Fluid Analysis - MRZ Reaction

Uhr / Zimmermann

463

<p>Samples : 4 samples of 1ml Sample properties: CSF + Serum Shipping Information: Shipping at ambient temperature Certificate Validity: 12 months</p>		
<p>Antibodies against Measles viruses, Rubella viruses, Varicella zoster viruses, Herpes simplex viruses (1+2). Analysis of virus-specific antibodies in CSF and serum for detection of specific antibody response in central nervous system (MRZ reaction).</p> <p>Detection of titers is not suitable. Evaluation as antibody index and interpretation of combined data.</p>		
	May (3)	Oct. (6)
Registration deadline:	27.02.26	07.08.26
Sample shipment:	28.04.26	06.10.26
Closing Date:	15.05.26	23.10.26

Cerebrospinal Fluid Analysis - Neuroborreliosis

Zimmermann / Uhr

465

<p>Samples : 2 samples of 0.5ml Sample properties: CSF + Serum Shipping Information: Shipping at ambient temperature Certificate Validity: 12 months</p>		
<p>Borrelia IgG Antibody Index (AI) calculation Interpretation of the report</p> <p>Detection of titers is not suitable. Calculation of antibody index (Certificate) and interpretation (Certificate of Participation).</p>		
	May (3)	Oct. (6)
Registration deadline:	27.02.26	07.08.26
Sample shipment:	28.04.26	06.10.26
Closing Date:	15.05.26	23.10.26

Cerebrospinal Fluid Analysis - Oligoclonal IgG

Uhr / Zimmermann

462

<p>Samples : 2 samples of 150 µl Sample properties: CSF + Serum Shipping Information: Shipping at ambient temperature Certificate Validity: 12 months</p>		
<p>Interpretation of the report Oligoclonal IgG</p> <p>The acquisition of samples is demanding, as it is not possible to use pooled CSF, i.e. the samples are from individual patients (catheter, drainage, etc.).</p>		
	May (3)	Oct. (6)
Registration deadline:	27.02.26	07.08.26
Sample shipment:	28.04.26	06.10.26
Closing Date:	15.05.26	23.10.26

**participation according to Rili-BÄK:
bi-annual**

Samples : 4 samples of 1ml Sample properties: CSF + Serum Shipping Information: Shipping at ambient temperature Certificate Validity: 6 months					participation according to Rili-BÄK: quarterly
(Evaluation of CSF/serum quotients in diagrams and age-related interpretation)					
Albumin IgG - CSF	Albumin - CSF IgM	IgA IgM - CSF	IgA - CSF IgM - CSF	IgG Protein - CSF	
Sample volumes in the CSF proficiency tests (No. 460-466) are limited as it is difficult to acquire large volumes of CSF.					
	Jan. (1)	May (3)	Aug. (5)	Oct. (6)	
Registration deadline:	14.11.25	27.02.26	12.06.26	07.08.26	
Sample shipment:	13.01.26	28.04.26	11.08.26	06.10.26	
Closing Date:	30.01.26	15.05.26	28.08.26	23.10.26	

Newborn analytic

Neonatal Bilirubin

Samples : 2 samples of 2 ml Sample properties: Lyophilised serum Shipping Information: Shipping at ambient temperature Certificate Validity: 6 months							participation according to Rili-BÄK: quarterly
Neonatal Bilirubin							
	Jan. (1)	Mar. (2)	May (3)	July (4)	Aug. (5)	Oct. (6)	
Registration deadline:	14.11.25	26.12.25	27.02.26	24.04.26	12.06.26	07.08.26	
Sample shipment:	13.01.26	24.02.26	28.04.26	23.06.26	11.08.26	06.10.26	
Closing Date:	30.01.26	13.03.26	15.05.26	10.07.26	28.08.26	23.10.26	

Newborn screening

Samples : 2 samples Sample properties: Filter papers, each with 2 dried blood spots Shipping Information: Shipping at ambient temperature Certificate Validity: 6 months				participation according to Rili-BÄK: quarterly
17-Hydroxyprogesterone	IRT	PAP	TSH	
Dates and prices for 2026 are still being planned and will be announced on the website and in the INSTAND e.V. newsletter (https://www.instand-ev.de/newsletter). No shipping outside Germany possible! Samples and evaluation by Reference Institute for Bioanalytics, Bonn. An evaluation by INSTAND e.V. does not take place and is not part of the INSTAND e.V. accreditation!				

Antiarrhythmics - Amiodaron

Steimer / Schneider

190

Samples : 2 samples of 3 ml
 Sample properties: Lyophilised serum
 Shipping Information: Shipping at ambient temperature
 Certificate Validity: 12 months

Amiodarone

Desethylamiodarone

	Jan. (1)	May (3)	July (4)	Oct. (6)
Registration deadline:	14.11.25	27.02.26	24.04.26	07.08.26
Sample shipment:	13.01.26	28.04.26	23.06.26	06.10.26
Closing Date:	30.01.26	15.05.26	10.07.26	23.10.26

Antibacterials 01 - Teicoplanin

Steimer / Schneider

193

Samples : 2 samples of 2 ml
 Sample properties: Lyophilised serum
 Shipping Information: Shipping at ambient temperature
 Certificate Validity: 12 months

Teicoplanin

	Jan. (1)	May (3)	July (4)	Oct. (6)
Registration deadline:	14.11.25	27.02.26	24.04.26	07.08.26
Sample shipment:	13.01.26	28.04.26	23.06.26	06.10.26
Closing Date:	30.01.26	15.05.26	10.07.26	23.10.26

Antibacterials 02

Schneider / Steimer

890

Samples : 2 samples of 1 ml
 Sample properties: Lyophilised serum
 Shipping Information: Shipping at ambient temperature
 Certificate Validity: 12 months

Ampicillin
MeropenemCefepime
PiperacillinCeftazidime
SulbactamLinezolid
Tazobactam

	Jan. (1)	May (3)	Aug. (5)	Oct. (6)
Registration deadline:	14.11.25	27.02.26	12.06.26	07.08.26
Sample shipment:	13.01.26	28.04.26	11.08.26	06.10.26
Closing Date:	30.01.26	15.05.26	28.08.26	23.10.26

Anticonvulsants 01

Steimer / Schneider

191

Samples : 2 samples of 3 ml Sample properties: Lyophilised serum Shipping Information: Shipping at ambient temperature Certificate Validity: 12 months				
Lamotrigine	Levetiracetam	Sulthiame		
	Jan. (1)	May (3)	Aug. (5)	Oct. (6)
Registration deadline:	14.11.25	27.02.26	12.06.26	07.08.26
Sample shipment:	13.01.26	28.04.26	11.08.26	06.10.26
Closing Date:	30.01.26	15.05.26	28.08.26	23.10.26

Anticonvulsants 02

Steimer / Schneider

192

Samples : 2 samples of 3 ml Sample properties: Lyophilised serum Shipping Information: Shipping at ambient temperature Certificate Validity: 12 months				
10-OH-Carbamazepine	Carbamazepine-epoxide	N-Desmethylnmethsuximide		
	Jan. (1)	May (3)	Aug. (5)	Oct. (6)
Registration deadline:	14.11.25	27.02.26	12.06.26	07.08.26
Sample shipment:	13.01.26	28.04.26	11.08.26	06.10.26
Closing Date:	30.01.26	15.05.26	28.08.26	23.10.26

Anticonvulsants 03

Steimer / Schneider

871

Samples : 2 samples of 2.5 ml Sample properties: Lyophilised serum Shipping Information: Shipping at ambient temperature Certificate Validity: 12 months				
Eslicarbazepine	Felbamate	Lacosamide	Rufinamide	
	Jan. (1)	May (3)	Aug. (5)	Oct. (6)
Registration deadline:	14.11.25	27.02.26	12.06.26	07.08.26
Sample shipment:	13.01.26	28.04.26	11.08.26	06.10.26
Closing Date:	30.01.26	15.05.26	28.08.26	23.10.26

Samples : 2 samples of 2.5 ml Sample properties: Lyophilised serum Shipping Information: Shipping at ambient temperature Certificate Validity: 12 months				
Gabapentin Vigabatrin	Pregabalin Zonisamide	Tiagabine	Topiramate	
	Jan. (1)	May (3)	Aug. (5)	Oct. (6)
Registration deadline:	14.11.25	27.02.26	12.06.26	07.08.26
Sample shipment:	13.01.26	28.04.26	11.08.26	06.10.26
Closing Date:	30.01.26	15.05.26	28.08.26	23.10.26

Samples : 2 samples of 1 mL Sample properties: Lyophilised plasma Shipping Information: Shipping at ambient temperature Certificate Validity: 12 months			
Hydroxy-Itraconazole	Itraconazole	Mycophenolic acid	
	Mar. (2)		Oct. (6)
Registration deadline:	26.12.25		07.08.26
Sample shipment:	24.02.26		06.10.26
Closing Date:	13.03.26		23.10.26

Samples : 2 samples of 5 ml (+ 2 samples of 3 ml antibiotics) Sample properties: Lyophilised serum Shipping Information: Shipping at ambient temperature Certificate Validity: 12 months			
Chloramphenicol Voriconazole	Fluconazole	Flucytosine	Posaconazole
		May (3)	Oct. (6)
Registration deadline:		27.02.26	07.08.26
Sample shipment:		28.04.26	06.10.26
Closing Date:		15.05.26	23.10.26

Samples : 2 samples of 2 ml
 Sample properties: Lyophilised serum
 Shipping Information: Shipping at ambient temperature
 Certificate Validity: 12 months

Clozapine	N-Desmethylclozapine					
	Jan. (1)	Mar. (2)	May (3)	July (4)	Aug. (5)	Oct. (6)
Registration deadline:	14.11.25	26.12.25	27.02.26	24.04.26	12.06.26	07.08.26
Sample shipment:	13.01.26	24.02.26	28.04.26	23.06.26	11.08.26	06.10.26
Closing Date:	30.01.26	13.03.26	15.05.26	10.07.26	28.08.26	23.10.26

Samples : 2 samples of 2.5 ml
 Sample properties: Lyophilised serum
 Shipping Information: Shipping at ambient temperature
 Certificate Validity: 12 months

Amisulpride Pipamperone	Desmethylsertraline Reboxetine	Fluvoxamine Sertraline	Levomepromazine Ziprasidone			
	Jan. (1)	Mar. (2)	May (3)	July (4)	Aug. (5)	Oct. (6)
Registration deadline:	14.11.25	26.12.25	27.02.26	24.04.26	12.06.26	07.08.26
Sample shipment:	13.01.26	24.02.26	28.04.26	23.06.26	11.08.26	06.10.26
Closing Date:	30.01.26	13.03.26	15.05.26	10.07.26	28.08.26	23.10.26

Samples : 2 samples of 2.5 ml
 Sample properties: Lyophilised serum
 Shipping Information: Shipping at ambient temperature
 Certificate Validity: 12 months

Desmethylfluoxetine	Fluoxetine	Mianserine	Perazine			
	Jan. (1)	Mar. (2)	May (3)	July (4)	Aug. (5)	Oct. (6)
Registration deadline:	14.11.25	26.12.25	27.02.26	24.04.26	12.06.26	07.08.26
Sample shipment:	13.01.26	24.02.26	28.04.26	23.06.26	11.08.26	06.10.26
Closing Date:	30.01.26	13.03.26	15.05.26	10.07.26	28.08.26	23.10.26

Samples : 2 samples of 2.5 ml Sample properties: Lyophilised serum Shipping Information: Shipping at ambient temperature Certificate Validity: 12 months						
Chlorprotixene	Desmethylolanzapine	Olanzapine	Paroxetine			
	Jan. (1)	Mar. (2)	May (3)	July (4)	Aug. (5)	Oct. (6)
Registration deadline:	14.11.25	26.12.25	27.02.26	24.04.26	12.06.26	07.08.26
Sample shipment:	13.01.26	24.02.26	28.04.26	23.06.26	11.08.26	06.10.26
Closing Date:	30.01.26	13.03.26	15.05.26	10.07.26	28.08.26	23.10.26

Antivirals

Samples : 2 samples of 1 - 3 ml Sample properties: Lyophilised serum Shipping Information: Shipping at ambient temperature Certificate Validity: 12 months					
We will inform you in time about the current parameters for the determination from the list below.					
Aciclovir	Atazanavir	Darunavir	Dolutegravir		
Efavirenz	Elvitegravir	Etravirine	Lopinavir	Maraviroc	
Nevirapine	Raltegravir	Ribavirin	Rilpivirin	Ritonavir	
Tenofovir					
	Mar. (2)	May (3)	Aug. (5)	Oct. (6)	
Registration deadline:	26.12.25	27.02.26	12.06.26	07.08.26	
Sample shipment:	24.02.26	28.04.26	11.08.26	06.10.26	
Closing Date:	13.03.26	15.05.26	28.08.26	23.10.26	

Benzodiazepines 01

Samples : 2 samples of 2.5 ml Sample properties: Lyophilised serum Shipping Information: Shipping at ambient temperature Certificate Validity: 12 months				
Alprazolam	Chlordiazepoxide	Desalkylflurazepam	Diazepam	
Nordiazepam	Oxazepam	Trazodone		
	Jan. (1)	May (3)	Aug. (5)	Oct. (6)
Registration deadline:	14.11.25	27.02.26	12.06.26	07.08.26
Sample shipment:	13.01.26	28.04.26	11.08.26	06.10.26
Closing Date:	30.01.26	15.05.26	28.08.26	23.10.26

Benzodiazepines 02

Steimer / Schneider

877

Samples : 2 samples of 2.5 ml Sample properties: Lyophilised serum Shipping Information: Shipping at ambient temperature Certificate Validity: 12 months				
Clonazepam Temazepam	Flunitrazepam	Flurazepam	Nitrazepam	
	Jan. (1)	May (3)	Aug. (5)	Oct. (6)
Registration deadline:	14.11.25	27.02.26	12.06.26	07.08.26
Sample shipment:	13.01.26	28.04.26	11.08.26	06.10.26
Closing Date:	30.01.26	15.05.26	28.08.26	23.10.26

Benzodiazepines 03

Steimer / Schneider

878

Samples : 2 samples of 2.5 ml Sample properties: Lyophilised serum Shipping Information: Shipping at ambient temperature Certificate Validity: 12 months				
Bromazepam	Clobazam (Clobazepam)	Lorazepam		
	Jan. (1)	May (3)	Aug. (5)	Oct. (6)
Registration deadline:	14.11.25	27.02.26	12.06.26	07.08.26
Sample shipment:	13.01.26	28.04.26	11.08.26	06.10.26
Closing Date:	30.01.26	15.05.26	28.08.26	23.10.26

Immunosuppressants

Ahsen, von / P. Kaiser

601

Samples : 4 samples of 1 ml Sample properties: Lyophilised whole blood Shipping Information: Shipping at ambient temperature Certificate Validity: 12 months				
Cyclosporine A	Everolimus	Sirolimus	Tacrolimus	
	Mar. (2)		Oct. (6)	
Registration deadline:	26.12.25		07.08.26	
Sample shipment:	24.02.26		06.10.26	
Closing Date:	13.03.26		23.10.26	

Samples : 4 samples of 1 ml
 Sample properties: Lyophilised serum
 Shipping Information: Shipping at ambient temperature
 Certificate Validity: 12 months

Paracetamol	Salicylic acid			
	Jan. (1)	May (3)	July (4)	Oct. (6)
Registration deadline:	14.11.25	27.02.26	24.04.26	07.08.26
Sample shipment:	13.01.26	28.04.26	23.06.26	06.10.26
Closing Date:	30.01.26	15.05.26	10.07.26	23.10.26

Samples : 2 samples of 2.5 ml
 Sample properties: Lyophilised serum
 Shipping Information: Shipping at ambient temperature
 Certificate Validity: 12 months

Atomoxetine	Methylphenidate	Ritalinic acid		
	Jan. (1)	May (3)	Aug. (5)	Oct. (6)
Registration deadline:	14.11.25	27.02.26	12.06.26	07.08.26
Sample shipment:	13.01.26	28.04.26	11.08.26	06.10.26
Closing Date:	30.01.26	15.05.26	28.08.26	23.10.26

Samples : 2 samples of 5 ml
 Sample properties: Lyophilized serum
 Shipping Information: Shipping at ambient temperature
 Certificate Validity: 12 months

10-OH-Carbamazepine	Aripiprazole	Citalopram	Lamotrigine	
O-Desmethylvenlafaxine	Perazine	Quetiapine	Venlafaxine	
	Jan. (1)	May (3)	July (4)	Oct. (6)
Registration deadline:	14.11.25	27.02.26	24.04.26	07.08.26
Sample shipment:	13.01.26	28.04.26	23.06.26	06.10.26
Closing Date:	30.01.26	15.05.26	10.07.26	23.10.26

Psychotherapeutic Drugs 02

Haen / Ridders

861

Samples : 2 samples of 5 ml Sample properties: Lyophilized serum Shipping Information: Shipping at ambient temperature Certificate Validity: 12 months				
Amisulpride Quetiapine	Escitalopram Venlafaxine	Mirtazapine	O-Desmethylvenlafaxine	
	Jan. (1)	May (3)	July (4)	Oct. (6)
Registration deadline:	14.11.25	27.02.26	24.04.26	07.08.26
Sample shipment:	13.01.26	28.04.26	23.06.26	06.10.26
Closing Date:	30.01.26	15.05.26	10.07.26	23.10.26

Psychotherapeutic Drugs 03

Haen / Ridders

862

Samples : 2 samples of 5 ml Sample properties: Lyophilized serum Shipping Information: Shipping at ambient temperature Certificate Validity: 12 months				
9-OH-Risperidone / Paliperidone N-Desmethylclozapine Ziprasidone	Olanzapine	Clozapine Quetiapine	Duloxetine Haloperidol Risperidone	
	Jan. (1)	May (3)	July (4)	Oct. (6)
Registration deadline:	14.11.25	27.02.26	24.04.26	07.08.26
Sample shipment:	13.01.26	28.04.26	23.06.26	06.10.26
Closing Date:	30.01.26	15.05.26	10.07.26	23.10.26

Psychotherapeutic Drugs 04

Haen / Ridders

863

Samples : 2 samples of 5 ml Sample properties: Lyophilized serum Shipping Information: Shipping at ambient temperature Certificate Validity: 12 months				
Amitriptyline Doxepin Norclomipramine	Clomipramine Imipramine Nordoxepin	Clozapine Maprotiline Nortriptyline	Desipramine N-Desmethylclozapine Trimipramine	
	Jan. (1)	May (3)	July (4)	Oct. (6)
Registration deadline:	14.11.25	27.02.26	24.04.26	07.08.26
Sample shipment:	13.01.26	28.04.26	23.06.26	06.10.26
Closing Date:	30.01.26	15.05.26	10.07.26	23.10.26

Samples : 2 samples of 2.5 ml Sample properties: Lyophilised serum Shipping Information: Shipping at ambient temperature Certificate Validity: 12 months		
Caffeine		
	May (3)	Oct. (6)
Registration deadline:	27.02.26	07.08.26
Sample shipment:	28.04.26	06.10.26
Closing Date:	15.05.26	23.10.26

Therapeutic drugs - Antibiotics, Digitoxin, MTX

Samples : 2 samples of 5 ml Sample properties: Lyophilised serum Shipping Information: Shipping at ambient temperature Certificate Validity: 12 months / 6 months							participation according to Rili-BÄK: quarterly
Amicacin Methotrexate	Digitoxin Tobramycin	Gentamicin Vancomycin					
	Jan. (1)	Mar. (2)	May (3)	July (4)	Aug. (5)	Oct. (6)	
Registration deadline:	14.11.25	26.12.25	27.02.26	24.04.26	12.06.26	07.08.26	
Sample shipment:	13.01.26	24.02.26	28.04.26	23.06.26	11.08.26	06.10.26	
Closing Date:	30.01.26	13.03.26	15.05.26	10.07.26	28.08.26	23.10.26	

Therapeutic drugs - Antiepileptics, Digoxin, Lithium and others

Samples : 2 samples of 5 ml Sample properties: Lyophilised serum Shipping Information: Shipping at ambient temperature Certificate Validity: 12 months / 6 months							participation according to Rili-BÄK: quarterly
Carbamacepine Phenobarbital Valproic Acid	Digoxin Phenytoin	Ethosuximid Primidon	Lithium Theophylline				
	Jan. (1)	Mar. (2)	May (3)	July (4)	Aug. (5)	Oct. (6)	
Registration deadline:	14.11.25	26.12.25	27.02.26	24.04.26	12.06.26	07.08.26	
Sample shipment:	13.01.26	24.02.26	28.04.26	23.06.26	11.08.26	06.10.26	
Closing Date:	30.01.26	13.03.26	15.05.26	10.07.26	28.08.26	23.10.26	

Samples : 2 samples of 2.5 ml Sample properties: Lyophilised serum Shipping Information: Shipping at ambient temperature Certificate Validity: 12 months				
Desipramine Normaprotiline	Imipramine Tricyclic Antidepressants - Screen	Maprotiline		
	Jan. (1)	May (3)	July (4)	Oct. (6)
Registration deadline:	14.11.25	27.02.26	24.04.26	07.08.26
Sample shipment:	13.01.26	28.04.26	23.06.26	06.10.26
Closing Date:	30.01.26	15.05.26	10.07.26	23.10.26

Samples : 2 samples of 2.5 ml Sample properties: Lyophilised serum Shipping Information: Shipping at ambient temperature Certificate Validity: 12 months				
Amitriptyline Nortriptyline	Clomipramine Tricyclic Antidepressants - Screen	Norclomipramine		
	Jan. (1)	May (3)	July (4)	Oct. (6)
Registration deadline:	14.11.25	27.02.26	24.04.26	07.08.26
Sample shipment:	13.01.26	28.04.26	23.06.26	06.10.26
Closing Date:	30.01.26	15.05.26	10.07.26	23.10.26

Samples : 2 samples of 2.5 ml Sample properties: Lyophilised serum Shipping Information: Shipping at ambient temperature Certificate Validity: 12 months				
Doxepin Nortrimipramine Trimipramine	Nordoxepin Tricyclic Antidepressants - Screen			
	Jan. (1)	May (3)	July (4)	Oct. (6)
Registration deadline:	14.11.25	27.02.26	24.04.26	07.08.26
Sample shipment:	13.01.26	28.04.26	23.06.26	06.10.26
Closing Date:	30.01.26	15.05.26	10.07.26	23.10.26

Samples : 2 samples of 2.5 ml
 Sample properties: Lyophilised serum
 Shipping Information: Shipping at ambient temperature
 Certificate Validity: 12 months

participation according to Rili-BÄK:
 quarterly



May contain the following substances:

Amitriptyline	Clomipramine
Desipramine	Doxepin
Imipramine	Norclomipramine
Nordoxepin	Nortrimipramine
Nortriptyline	Tricyclic Antidepressants (qualitative)- Screening
Trimipramine	

For POCT systems: Please ensure that the sample matrix used in the EQA scheme is suitable for your test system. In case of uncertainty, we recommend contacting the manufacturer or supplier of your device.

	Jan. (1)	Mar. (2)	May (3)	July (4)	Aug. (5)	Oct. (6)
Registration deadline:	14.11.25	26.12.25	27.02.26	24.04.26	12.06.26	07.08.26
Sample shipment:	13.01.26	24.02.26	28.04.26	23.06.26	11.08.26	06.10.26
Closing Date:	30.01.26	13.03.26	15.05.26	10.07.26	28.08.26	23.10.26

Photometry

Photometer Controls

P. Kaiser / Kramer

181

Samples : 2 samples of 6 mL
 Sample properties: Potassium picrate solution
 Shipping Information: Shipping at ambient temperature
 Certificate Validity: 12 months

Wavelengths 334, 340, 365, 405 and 436 nm

	Jan. (1)	Mar. (2)	May (3)	July (4)	Aug. (5)	Oct. (6)
Registration deadline:	14.11.25	26.12.25	27.02.26	24.04.26	12.06.26	07.08.26
Sample shipment:	13.01.26	24.02.26	28.04.26	23.06.26	11.08.26	06.10.26
Closing Date:	30.01.26	13.03.26	15.05.26	10.07.26	28.08.26	23.10.26

Plasma proteins

Cystatin C

Schellenberg / Falck

242

Samples : 2 samples of 1 mL
 Sample properties: Liquid serum
 Shipping Information: Shipping at ambient temperature
 Certificate Validity: 12 months

Cystatin C

	Jan. (1)	Mar. (2)	May (3)	July (4)	Aug. (5)	Oct. (6)
Registration deadline:	14.11.25	26.12.25	27.02.26	24.04.26	12.06.26	07.08.26
Sample shipment:	13.01.26	24.02.26	28.04.26	23.06.26	11.08.26	06.10.26
Closing Date:	30.01.26	13.03.26	15.05.26	10.07.26	28.08.26	23.10.26

Samples : 2 samples of 0.4 mL
 Sample properties: Serum
 Shipping Information: Shipping at ambient temperature
 Certificate Validity: 12 months



hsCRP

For POCT systems: Please ensure that the sample matrix used in the EQA scheme is suitable for your test system. In case of uncertainty, we recommend contacting the manufacturer or supplier of your device.

	Jan. (1)	Mar. (2)	May (3)	July (4)	Aug. (5)	Oct. (6)
Registration deadline:	14.11.25	26.12.25	27.02.26	24.04.26	12.06.26	07.08.26
Sample shipment:	13.01.26	24.02.26	28.04.26	23.06.26	11.08.26	06.10.26
Closing Date:	30.01.26	13.03.26	15.05.26	10.07.26	28.08.26	23.10.26

Infection Serology - C-Reactive Protein

Samples : 2 samples of 0.4 ml
 Sample properties: Serum
 Shipping Information: Shipping at ambient temperature
 Certificate Validity: 12 months



C-Reactive Protein (quantitative)

C-reactive protein (qualitative)

For POCT systems: Please ensure that the sample matrix used in the EQA scheme is suitable for your test system. In case of uncertainty, we recommend contacting the manufacturer or supplier of your device.

	Jan. (1)	May (3)	Aug. (5)	Oct. (6)
Registration deadline:	14.11.25	27.02.26	12.06.26	07.08.26
Sample shipment:	13.01.26	28.04.26	11.08.26	06.10.26
Closing Date:	30.01.26	15.05.26	28.08.26	23.10.26

participation according to Rili-BÄK: quarterly

Plasmaproteins

Samples : 2 samples of 1 ml
 Sample properties: Liquid plasma
 Shipping Information: Shipping at ambient temperature
 Certificate Validity: 12 months / 6 months

C-Reactive Protein (quantitative)

Coeruloplasmin
 Hemopexin
 IgG
 a1-Antitrypsine
 sTfR

C3

Ferritin
 IGE
 IgM
 a1-Glycoprotein

C4

Haptoglobin
 IgA
 Transferrine
 a2-Makroglobulin

	Jan. (1)	Mar. (2)	May (3)	July (4)	Aug. (5)	Oct. (6)
Registration deadline:	14.11.25	26.12.25	27.02.26	24.04.26	12.06.26	07.08.26
Sample shipment:	13.01.26	24.02.26	28.04.26	23.06.26	11.08.26	06.10.26
Closing Date:	30.01.26	13.03.26	15.05.26	10.07.26	28.08.26	23.10.26

participation according to Rili-BÄK: quarterly

Blood Gas Analysis

Luppa / Schneider

161

Samples : 2 samples of 2.5 ml
 Sample properties: Control solution
 Shipping Information: Shipping at ambient temperature
 Certificate Validity: 6 months

participation according to Rili-BÄK:
 quarterly



Chloride	Creatinine	Glucose	Lactate
Magnesium	Potassium	Sodium	Urea
ionized Calcium	pCO ₂	pH pO ₂	

For POCT systems: Please ensure that the sample matrix used in the EQA scheme is suitable for your test system. In case of uncertainty, we recommend contacting the manufacturer or supplier of your device.

	Jan. (1)	Mar. (2)	May (3)	July (4)	Aug. (5)	Oct. (6)
Registration deadline:	14.11.25	26.12.25	27.02.26	24.04.26	12.06.26	07.08.26
Sample shipment:	13.01.26	24.02.26	28.04.26	23.06.26	11.08.26	06.10.26
Closing Date:	30.01.26	13.03.26	15.05.26	10.07.26	28.08.26	23.10.26

Blood Gas Analysis - Haemoglobin

Lohr / Nebe

162

Samples : 2 samples of 2 ml
 Sample properties: Control solution
 Shipping Information: Shipping at ambient temperature
 Certificate Validity: 12 months

participation according to Rili-BÄK:
 quarterly



Fraction CO-Hb	Fraction Met-Hb	Fraction O ₂ -Hb	Haemoglobin
----------------	-----------------	-----------------------------	-------------

For POCT systems: Please ensure that the sample matrix used in the EQA scheme is suitable for your test system. In case of uncertainty, we recommend contacting the manufacturer or supplier of your device.

	Jan. (1)	Mar. (2)	May (3)	July (4)	Aug. (5)	Oct. (6)
Registration deadline:	14.11.25	26.12.25	27.02.26	24.04.26	12.06.26	07.08.26
Sample shipment:	13.01.26	24.02.26	28.04.26	23.06.26	11.08.26	06.10.26
Closing Date:	30.01.26	13.03.26	15.05.26	10.07.26	28.08.26	23.10.26

Blood Gas Analysis OPTI Systems

Luppa / Schneider

163

Samples : 2 samples of 1.7 ml
 Sample properties: Control solution
 Shipping Information: Shipping at ambient temperature
 Certificate Validity: 12 months / 6 months

participation according to Rili-BÄK:
 quarterly



Chloride	Haemoglobin	Lactate	Potassium
Sodium	Urea	ionized Calcium	pCO ₂
pH pO ₂	sO ₂		

For POCT systems: Please ensure that the sample matrix used in the EQA scheme is suitable for your test system. In case of uncertainty, we recommend contacting the manufacturer or supplier of your device.

	Jan. (1)	Mar. (2)	May (3)	July (4)	Aug. (5)	Oct. (6)
Registration deadline:	14.11.25	26.12.25	27.02.26	24.04.26	12.06.26	07.08.26
Sample shipment:	13.01.26	24.02.26	28.04.26	23.06.26	11.08.26	06.10.26
Closing Date:	30.01.26	13.03.26	15.05.26	10.07.26	28.08.26	23.10.26

Samples : 2 samples of 5 mL
 Sample properties: Lyophilised serum
 Shipping Information: Shipping at ambient temperature
 Certificate Validity: 12 months / 6 months

participation according to Rili-BÄK:
 quarterly



AP Albumin	Bilirubin	Bilirubin conj.	CK
Calcium	Chloride	Cholesterol	Creatinine
GGT	GOT (ASAT)	GPT (ALAT)	Glucose
HDL-cholesterol	LDH	LDL-cholesterol	Lactate
Magnesium	Phosphate	Potassium	Protein
Sodium	Triglycerides	Urea	Uric Acid
VLDL-cholesterol	alpha-Amylase	tCO2	

For POCT systems: Please ensure that the sample matrix used in the EQA scheme is suitable for your test system. In case of uncertainty, we recommend contacting the manufacturer or supplier of your device.

	Mar. (2)	May (3)	Aug. (5)	Oct. (6)
Registration deadline:	26.12.25	27.02.26	12.06.26	07.08.26
Sample shipment:	24.02.26	28.04.26	11.08.26	06.10.26
Closing Date:	13.03.26	15.05.26	28.08.26	23.10.26

Dry Chemistry - POCT: Glucose

Samples : 2 samples of 0.5 mL
 Sample properties: Whole blood (EDTA)
 Shipping Information: Shipping at ambient temperature
 Certificate Validity: 12 months

participation according to Rili-BÄK:
 quarterly



Glucose

For POCT systems: Please ensure that the sample matrix used in the EQA scheme is suitable for your test system. In case of uncertainty, we recommend contacting the manufacturer or supplier of your device.

For point-of-care testing (POCT) devices which work with unit-use reagents and preferably use whole blood as patient sample material

	Jan. (1)	Mar. (2)	May (3)	July (4)	Sep. (5)	Oct. (6)
Registration deadline:	28.11.25	02.01.26	06.03.26	15.05.26	17.07.26	28.08.26
Sample shipment:	27.01.26	03.03.26	05.05.26	14.07.26	15.09.26	27.10.26
Closing Date:	30.01.26	06.03.26	08.05.26	17.07.26	18.09.26	30.10.26

Trace elements

Trace Elements - whole blood

Samples : 2 samples of 5 mL
 Sample properties: Lyophilised whole blood
 Shipping Information: Shipping at ambient temperature
 Certificate Validity: 12 months / 6 months

Antimony	Arsenic	Cadmium	Chromium
Cobalt	Lead	Magnesium	Manganese
Mercury	Nickel	Selenium	Zinc

	Mar. (2)	Oct. (6)
Registration deadline:	26.12.25	07.08.26
Sample shipment:	24.02.26	06.10.26
Closing Date:	20.03.26	30.10.26

Samples : 2 samples of 5 ml Sample properties: Lyophilised plasma Shipping Information: Shipping at ambient temperature Certificate Validity: 12 months			
Aluminium Copper Manganese Zinc	Arsenic Fluoride Nickel	Cadmium Gold Iodine Platinum	Chromium Cobalt Iron Selenium
	Mar. (2)		Oct. (6)
Registration deadline:	26.12.25		07.08.26
Sample shipment:	24.02.26		06.10.26
Closing Date:	20.03.26		30.10.26

Samples : 2 samples of 5 ml Sample properties: Lyophilised serum Shipping Information: Shipping at ambient temperature Certificate Validity: 12 months			
Antimony Tin Vanadium	Beryllium	Bismuth	Molybdenum
	Mar. (2)		Oct. (6)
Registration deadline:	26.12.25		07.08.26
Sample shipment:	24.02.26		06.10.26
Closing Date:	20.03.26		30.10.26

Fecal Diagnostics - Calprotectin

Durner / Spannagl

130

Samples : 2 samples of 0.75 ml Sample properties: Lyophilised stool Shipping Information: Shipping at ambient temperature Certificate Validity: 12 months			
Calprotectin	Calprotectin (qualitative)	Fecal elastase	
Fecal elastase (qualitative)			
	Mar. (2)	July (4)	Oct. (6)
Registration deadline:	26.12.25	24.04.26	07.08.26
Sample shipment:	24.02.26	23.06.26	06.10.26
Closing Date:	13.03.26	10.07.26	23.10.26

Fecal Diagnostics - Hb, Hb-Hapto-complex

Durner / Spannagl

131



Samples : 2 samples of 0.75 ml Sample properties: Lyophilised stool Shipping Information: Shipping at ambient temperature Certificate Validity: 12 months		
Haemoglobin	Haemoglobin (qualitative)	Hemoglobin-Haptoglobin-complex
Hemoglobin-Haptoglobin-complex	Hemoglobin-Haptoglobin-complex (qualitative)	
For POCT systems: Please ensure that the sample matrix used in the EQA scheme is suitable for your test system. In case of uncertainty, we recommend contacting the manufacturer or supplier of your device.		
	Mar. (2)	Oct. (6)
Registration deadline:	26.12.25	07.08.26
Sample shipment:	24.02.26	06.10.26
Closing Date:	13.03.26	23.10.26

Tumor Markers

Holdenrieder / Peetz

292

Samples : 2 samples of 2 ml
 Sample properties: Liquid Serum
 Shipping Information: Shipping at ambient temperature
 Certificate Validity: 12 months / 6 months

participation according to Rili-BÄK:
 quarterly



AFP	CA 125	CA 15-3
CA 19-9	CA 72-4	CEA
CYFRA 21-1	HE4	HER2/new
NSE	PSA, free	PSA, total
ROMA-Score	S100	SCC
TPA	TPS	Thyreoglobulin
beta-2-Microglobulin	hCG intact	hCG intact +beta-hCG free

For POCT systems: Please ensure that the sample matrix used in the EQA scheme is suitable for your test system. In case of uncertainty, we recommend contacting the manufacturer or supplier of your device.

	Jan. (1)	Mar. (2)	May (3)	July (4)	Aug. (5)	Oct. (6)
Registration deadline:	14.11.25	26.12.25	27.02.26	24.04.26	12.06.26	07.08.26
Sample shipment:	13.01.26	24.02.26	28.04.26	23.06.26	11.08.26	06.10.26
Closing Date:	30.01.26	13.03.26	15.05.26	10.07.26	28.08.26	23.10.26

Tumor Markers - Calcitonin, Pro-GRP, PIVKAll, AFP, AFP-L3

Holdenrieder / Peetz

299

Samples : 2 samples of 1 ml
 Sample properties: Liquid Serum
 Shipping Information: Shipping at ambient temperature
 Certificate Validity: 12 months

Calcitonin	Pro Gastrin Releasing Peptide	PIVKAll
AFP AFP-L3		GAAD-Score
GALAD-Score		

	Jan. (1)	Mar. (2)	May (3)	July (4)	Aug. (5)	Oct. (6)
Registration deadline:	14.11.25	26.12.25	27.02.26	24.04.26	12.06.26	07.08.26
Sample shipment:	13.01.26	24.02.26	28.04.26	23.06.26	11.08.26	06.10.26
Closing Date:	30.01.26	13.03.26	15.05.26	10.07.26	28.08.26	23.10.26

Tumor Markers - PSA and Testosterone

Holdenrieder / Peetz

293

Samples : 2 samples of 2 mL
 Sample properties: Liquid Serum
 Shipping Information: Shipping at ambient temperature
 Certificate Validity: 12 months / 6 months

participation according to Rili-BÄK:
 quarterly



PSA, free	PSA, total	Testosterone
-----------	------------	--------------

For POCT systems: Please ensure that the sample matrix used in the EQA scheme is suitable for your test system. In case of uncertainty, we recommend contacting the manufacturer or supplier of your device.

	Jan. (1)	Mar. (2)	May (3)	July (4)	Aug. (5)	Oct. (6)
Registration deadline:	14.11.25	26.12.25	27.02.26	24.04.26	12.06.26	07.08.26
Sample shipment:	13.01.26	24.02.26	28.04.26	23.06.26	11.08.26	06.10.26
Closing Date:	30.01.26	13.03.26	15.05.26	10.07.26	28.08.26	23.10.26

Drugs of Abuse in Human Urine 01 (Qualitative + Quantitative)

Steimer / Niederau

174

Samples : 2 samples of 3 ml
 Sample properties: Lyophilised urine
 Shipping Information: Shipping at ambient temperature
 Certificate Validity: 12 months / 6 months

participation according to Rili-BÄK:
 quarterly



Amphetamine (qualitative)	Amphetamine (quantitative)
Barbiturate-Phenobarbital (qualitative)	Barbiturate-Phenobarbital (quantitative)
Benzoyllecgonine (qualitative)	Benzoyllecgonine (quantitative)
Opiate / Morphin (qualitative)	Opiate / Morphin (quantitative)

For POCT systems: Please ensure that the sample matrix used in the EQA scheme is suitable for your test system. In case of uncertainty, we recommend contacting the manufacturer or supplier of your device.

	Jan. (1)	May (3)	July (4)	Oct. (6)
Registration deadline:	14.11.25	27.02.26	24.04.26	07.08.26
Sample shipment:	13.01.26	28.04.26	23.06.26	06.10.26
Closing Date:	30.01.26	15.05.26	10.07.26	23.10.26

Drugs of Abuse in Human Urine 02 (Qualitative + Quantitative)

Steimer / Niederau

176

Samples : 2 samples of 3 ml
 Sample properties: Lyophilised urine
 Shipping Information: Shipping at ambient temperature
 Certificate Validity: 12 months / 6 months

participation according to Rili-BÄK:
 quarterly



(d-)Methamphetamine (quantitative)	(d-)Methamphetamine (qualitative)
Buprenorphine (qualitative)	Buprenorphine (quantitative)
LSD (qualitative)	LSD (quantitative)
Methadone (qualitative)	Methadone (quantitative)

For POCT systems: Please ensure that the sample matrix used in the EQA scheme is suitable for your test system. In case of uncertainty, we recommend contacting the manufacturer or supplier of your device.

	Jan. (1)	May (3)	July (4)	Oct. (6)
Registration deadline:	14.11.25	27.02.26	24.04.26	07.08.26
Sample shipment:	13.01.26	28.04.26	23.06.26	06.10.26
Closing Date:	30.01.26	15.05.26	10.07.26	23.10.26

Drugs of Abuse in Human Urine 03 (Qualitative + Quantitative)

Steimer / Niederau

177

Samples : 2 samples of 3 ml
 Sample properties: Lyophilised urine
 Shipping Information: Shipping at ambient temperature
 Certificate Validity: 12 months / 6 months

participation according to Rili-BÄK:
 quarterly



Benzodiazepine Lorazepam (qualitative)	Benzodiazepine Lorazepam (quantitative)
EDDP (qualitative)	EDDP (quantitative)
MDMA (qualitative)	MDMA (quantitative)
delta-9-THC-COOH (qualitative)	delta-9-THC-COOH (quantitative)

For POCT systems: Please ensure that the sample matrix used in the EQA scheme is suitable for your test system. In case of uncertainty, we recommend contacting the manufacturer or supplier of your device.

	Jan. (1)	May (3)	July (4)	Oct. (6)
Registration deadline:	14.11.25	27.02.26	24.04.26	07.08.26
Sample shipment:	13.01.26	28.04.26	23.06.26	06.10.26
Closing Date:	30.01.26	15.05.26	10.07.26	23.10.26

Samples : 2 samples of 1 ml Sample properties: Lyophilised urine Shipping Information: Shipping at ambient temperature Certificate Validity: 12 months				
Ethylglucuronide				
	Mar. (2)	May (3)	Aug. (5)	Oct. (6)
Registration deadline:	26.12.25	27.02.26	12.06.26	07.08.26
Sample shipment:	24.02.26	28.04.26	11.08.26	06.10.26
Closing Date:	13.03.26	15.05.26	28.08.26	23.10.26

Systematic Toxicological Analysis (STA)

Samples : 2 samples of 10 ml Sample properties: Lyophilised urine Shipping Information: Shipping at ambient temperature Certificate Validity: 12 months		participation according to Rili-BÄK: bi-annual
Chromatographic analysis with identification of the active substance (STA)		
Dates and prices for 2026 are still being planned and will be announced on the website and in the INSTAND e.V. newsletter (https://www.instand-ev.de/newsletter).		
No shipping outside Germany possible!		
From a list of 30 substances, the proof of 6 – 8 substances with chromatographic methods is required in both samples. Samples and evaluation by Reference Institute for Bioanalytics, Bonn. An evaluation by INSTAND e.V. does not take place and is not part of the INSTAND e.V. accreditation!		

Trace Elements Urine

Samples : 2 samples of 10 ml Sample properties: Lyophilised urine Shipping Information: Shipping at ambient temperature Certificate Validity: 12 months				
Aluminium	Arsenic	Cadmium	Chromium	
Cobalt	Copper	Fluoride	Iodine	
Iron Lead	Manganese	Mercury	Nickel	
Selenium	Zinc			
	Mar. (2)		Oct. (6)	
Registration deadline:	26.12.25		07.08.26	
Sample shipment:	24.02.26		06.10.26	
Closing Date:	20.03.26		30.10.26	

Samples : 2 samples of 5 ml
 Sample properties: Lyophilised urine
 Shipping Information: Shipping at ambient temperature
 Certificate Validity: 6 months

participation according to Rili-BÄK:
 quarterly



May contain the following substances:

Amitriptyline	Clomipramine
Desipramine	Doxepin
Imipramine	Norclomipramine
Nordoxepin	Nortrimipramine
Nortriptyline	Tricyclic Antidepressants (qualitative)- Screening
Trimipramine	

For POCT systems: Please ensure that the sample matrix used in the EQA scheme is suitable for your test system. In case of uncertainty, we recommend contacting the manufacturer or supplier of your device.

	Jan. (1)	Mar. (2)	May (3)	July (4)	Aug. (5)	Oct. (6)
Registration deadline:	14.11.25	26.12.25	27.02.26	24.04.26	12.06.26	07.08.26
Sample shipment:	13.01.26	24.02.26	28.04.26	23.06.26	11.08.26	06.10.26
Closing Date:	30.01.26	13.03.26	15.05.26	10.07.26	28.08.26	23.10.26

Urinary Stone Analyses

Samples : 2 samples
 Sample properties: Urinary stone (powdered)
 Shipping Information: Shipping at ambient temperature
 Certificate Validity: 12 months

urinary stone analysis (chemical)

urinary stone analysis (physical)

	May (3)	Oct. (6)
Registration deadline:	27.02.26	07.08.26
Sample shipment:	28.04.26	06.10.26
Closing Date:	15.05.26	23.10.26

NEW Urine Chemistry Aminolaevulinic Acid / Porphobilinogen

Samples : 2 samples of 3 ml
 Sample properties: Lyophilised urine
 Shipping Information: Shipping at ambient temperature
 Certificate Validity: 12 months

Aminolaevulinic acid Porphobilinogen

	May (3)	Oct. (6)
Registration deadline:	27.02.26	07.08.26
Sample shipment:	28.04.26	06.10.26
Closing Date:	15.05.26	23.10.26

Samples : 2 samples of 8 ml Sample properties: Lyophilised urine Shipping Information: Shipping at ambient temperature Certificate Validity: 12 months				
3-Methoxytyramine Epinephrine Norepinephrine Vanillylmandelic acid	5-Hydroxyindolea acid Homovanillic acid Normetanephrine	Dopamine Metanephrine Serotonin		
	Mar. (2)	May (3)	Aug. (5)	Oct. (6)
Registration deadline:	26.12.25	27.02.26	12.06.26	07.08.26
Sample shipment:	24.02.26	28.04.26	11.08.26	06.10.26
Closing Date:	13.03.26	15.05.26	28.08.26	23.10.26



Samples : 2 samples of 5 ml Sample properties: Lyophilised urine Shipping Information: Shipping at ambient temperature Certificate Validity: 12 months			
Aldosterone	Cortisol free	hCG intact	
For POCT systems: Please ensure that the sample matrix used in the EQA scheme is suitable for your test system. In case of uncertainty, we recommend contacting the manufacturer or supplier of your device.			
		May (3)	Oct. (6)
Registration deadline:		27.02.26	07.08.26
Sample shipment:		28.04.26	06.10.26
Closing Date:		15.05.26	23.10.26

Samples : 2 samples of 3 ml Sample properties: Lyophilised urine Shipping Information: Shipping at ambient temperature Certificate Validity: 12 months			
Coproporphyrin 1 Heptaporphyrin Porphyrins total	Coproporphyrin 3 Hexaporphyrin Uroporphorin	Coproporphyrin total Pentaporphyrin	
		May (3)	Oct. (6)
Registration deadline:		27.02.26	07.08.26
Sample shipment:		28.04.26	06.10.26
Closing Date:		15.05.26	23.10.26

Samples : 2 samples of 10 ml
 Sample properties: Liquid urine
 Shipping Information: Shipping at ambient temperature
 Certificate Validity: 12 months



Albumin - Urine	Ascorbic acid	Bilirubin	Erythrocytes
Glucose	Ketone bodies	Leucocytes	Nitrite
Protein	Urobilinogen	hCG	pH
specific gravity			

For POCT systems: Please ensure that the sample matrix used in the EQA scheme is suitable for your test system. In case of uncertainty, we recommend contacting the manufacturer or supplier of your device.

	Jan. (1)	May (3)	July (4)	Oct. (6)
Registration deadline:	14.11.25	27.02.26	24.04.26	07.08.26
Sample shipment:	13.01.26	28.04.26	23.06.26	06.10.26
Closing Date:	30.01.26	15.05.26	10.07.26	23.10.26

Samples : 2 samples of 5 ml
 Sample properties: Lyophilised urine
 Shipping Information: Shipping at ambient temperature
 Certificate Validity: 12 months / 6 months



Albumin - Urine	Calcium	Chloride
Creatinine	Glucose	Magnesium
Osmolality	Phosphate	Potassium
Sodium	Urea	Uric Acid
alpha-Amylase	total Protein - Urine	

For POCT systems: Please ensure that the sample matrix used in the EQA scheme is suitable for your test system. In case of uncertainty, we recommend contacting the manufacturer or supplier of your device.

	Jan. (1)	Mar. (2)	May (3)	July (4)	Aug. (5)	Oct. (6)
Registration deadline:	14.11.25	26.12.25	27.02.26	24.04.26	12.06.26	07.08.26
Sample shipment:	13.01.26	24.02.26	28.04.26	23.06.26	11.08.26	06.10.26
Closing Date:	30.01.26	13.03.26	15.05.26	10.07.26	28.08.26	23.10.26

participation according to Rili-BÄK: quarterly

Samples : Pictures
 Sample properties: Digital slides
 Shipping Information: No shipment!
 Certificate Validity: 24 months

Sediment pictures

Available online in the virtual microscope!

	Jan. (1)	May (3)	July (4)	Oct. (6)
Registration deadline:	09.01.26	24.04.26	19.06.26	02.10.26
Sample shipment:	13.01.26	28.04.26	23.06.26	06.10.26
Closing Date:	30.01.26	15.05.26	10.07.26	23.10.26

participation according to Rili-BÄK: yearly

Samples : 2 samples of 1 mL
 Sample properties: Liquid urine
 Shipping Information: Shipping at ambient temperature
 Certificate Validity: 6 months / 12 months

participation according to Rili-BÄK:
 quarterly

Albumin - Urine	Creatinine	IgG
Retinol binding protein	Transferrine	alpha-1-Microglobulin
alpha-2-macroglobulin	beta-2-Microglobulin	

	Mar. (2)	Aug. (5)
Registration deadline:	26.12.25	12.06.26
Sample shipment:	24.02.26	11.08.26
Closing Date:	13.03.26	28.08.26

Vitamins

Vitamins - Methylmalonic Acid

Niederau / Schellenberg

187

Samples : 2 samples of 1 ml
 Sample properties: Lyophilised plasma
 Shipping Information: Shipping at ambient temperature
 Certificate Validity: 12 months

Methylmalonic acid

	Jan. (1)	May (3)	July (4)	Oct. (6)
Registration deadline:	14.11.25	27.02.26	24.04.26	07.08.26
Sample shipment:	13.01.26	28.04.26	23.06.26	06.10.26
Closing Date:	30.01.26	15.05.26	10.07.26	23.10.26

Vitamins - Serum

Niederau / Schellenberg

290

Samples : 2 samples of 5 ml
 Sample properties: Lyophilised serum
 Shipping Information: Shipping at ambient temperature
 Certificate Validity: 12 months

1,25-OH Cholecalciferol	25-OH CCF (Vitamin D)
Biotin (Vitamin H)	Cobalamin (Vitamin B12)
Folic acid	Holotranscobalamine
Pantothenic acid (Vitamin B5)	Pyridoxal-5-phosphate (Vitamin B6)
Retinol (Vitamin A)	Riboflavin (Vitamin B2)
Thiamine total (Vitamin B1)	Tocopherol (Vitamin E)

	Jan. (1)	May (3)	July (4)	Oct. (6)
Registration deadline:	14.11.25	27.02.26	24.04.26	07.08.26
Sample shipment:	13.01.26	28.04.26	23.06.26	06.10.26
Closing Date:	30.01.26	15.05.26	10.07.26	23.10.26

Samples : 2 samples of 0.5 ml Sample properties: Lyophilised plasma Shipping Information: Shipping at ambient temperature Certificate Validity: 12 months				
Ascorbic acid (Vitamin C)				
	Jan. (1)	May (3)	July (4)	Oct. (6)
Registration deadline:	14.11.25	27.02.26	24.04.26	07.08.26
Sample shipment:	13.01.26	28.04.26	23.06.26	06.10.26
Closing Date:	30.01.26	15.05.26	10.07.26	23.10.26

Samples : 2 samples of 2 ml haemolysates Sample properties: Lyophilised whole blood Shipping Information: Shipping at ambient temperature Certificate Validity: 12 months				
Flavine Adenine Dinucleotide (FAD) Pyridoxal-5-phosphate (Vitamin B6) Thiamine total (Vitamin B1)		Flavine mononucleotid (FMN) Riboflavin (Vitamin B2) Thiaminpyrophosphat (TPP)		
	Jan. (1)	May (3)	July (4)	Oct. (6)
Registration deadline:	14.11.25	27.02.26	24.04.26	07.08.26
Sample shipment:	13.01.26	28.04.26	23.06.26	06.10.26
Closing Date:	30.01.26	15.05.26	10.07.26	23.10.26

Bacterial genome detection

Bacterial Genome Detection - Bordetella pertussis

Reischl / Hiergeist

532

Samples : 4 samples of 0.3 ml Sample properties: Lyophilised cell suspension Shipping Information: Shipping at ambient temperature Certificate Validity: 12 months		participation according to Rili-BÄK: bi-annual
PCR or other procedures for nucleic acid amplification/detection of Bordetella pertussis		
	June (3)	
Registration deadline:	20.03.26	14.08.26
Sample shipment:	19.05.26	13.10.26
Closing Date:	12.06.26	06.11.26

Bacterial Genome Detection - Borrelia burgdorferi

Reischl / Fingerle

535

Samples : 4 samples of 0.3 ml Sample properties: Lyophilised cell suspension Shipping Information: Shipping at ambient temperature Certificate Validity: 12 months		participation according to Rili-BÄK: bi-annual
PCR or other procedures for nucleic acid amplification/detection of Borrelia burgdorferi		
	June (3)	
Registration deadline:	20.03.26	14.08.26
Sample shipment:	19.05.26	13.10.26
Closing Date:	12.06.26	06.11.26

Bacterial Genome Detection - Carbapenemase-Genes

Reischl / Hiergeist

544

Samples : 4 samples of 0.3 ml Sample properties: Lyophilised cell suspension Shipping Information: Shipping at ambient temperature Certificate Validity: 12 months		
PCR or other procedures for nucleic acid amplification/detection of Carbapenemases		
	June (3)	
Registration deadline:	20.03.26	14.08.26
Sample shipment:	19.05.26	13.10.26
Closing Date:	12.06.26	06.11.26

Samples : 4 samples of 1 ml Sample properties: Lyophilised cell suspension Shipping Information: Shipping at ambient temperature Certificate Validity: 12 months		participation according to Rili-BÄK: bi-annual
PCR or other procedures for nucleic acid amplification/detection of Chlamydia pneumoniae		
	June (3)	
Registration deadline:	20.03.26	14.08.26
Sample shipment:	19.05.26	13.10.26
Closing Date:	12.06.26	06.11.26

Samples : 4 samples of 0.3 ml Sample properties: Lyophilised cell suspension Shipping Information: Shipping at ambient temperature Certificate Validity: 12 months		participation according to Rili-BÄK: bi-annual
PCR or other procedures for nucleic acid amplification/detection of Chlamydia trachomatis		
	June (3)	
Registration deadline:	20.03.26	14.08.26
Sample shipment:	19.05.26	13.10.26
Closing Date:	12.06.26	06.11.26

Samples : 4 samples of 0.3 ml Sample properties: Lyophilised cell suspension Shipping Information: Shipping at ambient temperature Certificate Validity: 12 months		participation according to Rili-BÄK: bi-annual
PCR or other procedures for nucleic acid amplification/detection of Chlamydia trachomatis and Neisseria gonorrhoeae		
Due to the limited sample material, we reserve the right to close orders early		
	June (3)	Nov. (6)
Registration deadline:	20.03.26	14.08.26
Sample shipment:	19.05.26	13.10.26
Closing Date:	12.06.26	06.11.26

Samples : 4 samples of 0.3 ml
 Sample properties: Lyophilised cell suspension
 Shipping Information: Shipping at ambient temperature
 Certificate Validity: 12 months

**participation according to Rili-BÄK:
 bi-annual**



PCR or other procedures for nucleic acid amplification/detection of Clostridium difficile toxin-genes

For POCT systems: Please ensure that the sample matrix used in the EQA scheme is suitable for your test system. In case of uncertainty, we recommend contacting the manufacturer or supplier of your device.

	June (3)	Nov. (6)
Registration deadline:	20.03.26	14.08.26
Sample shipment:	19.05.26	13.10.26
Closing Date:	12.06.26	06.11.26

Samples : 4 samples of 0.3 ml
 Sample properties: Lyophilised cell suspension
 Shipping Information: Shipping at ambient temperature
 Certificate Validity: 12 months / 12 months

**participation according to Rili-BÄK:
 bi-annual**

PCR or other procedures for nucleic acid amplification/detection of Coxiella burnetii and Bacillus anthracis

	June (3)	Nov. (6)
Registration deadline:	20.03.26	14.08.26
Sample shipment:	19.05.26	13.10.26
Closing Date:	12.06.26	06.11.26

Samples : 4 samples of 0.3 ml
 Sample properties: Lyophilised cell suspension
 Shipping Information: Shipping at ambient temperature
 Certificate Validity: 12 months

**participation according to Rili-BÄK:
 bi-annual**

PCR or other procedures for nucleic acid amplification/detection of EHEC / STEC

	June (3)	Nov. (6)
Registration deadline:	20.03.26	14.08.26
Sample shipment:	19.05.26	13.10.26
Closing Date:	12.06.26	06.11.26

Bacterial Genome Detection - Francisella tularensis & Brucella spp.

Reischl / Buttler, von / Scholz

543

Samples : 4 samples of 0.3 ml Sample properties: Lyophilised cell suspension Shipping Information: Shipping at ambient temperature Certificate Validity: 12 months / 12 months		participation according to Rili-BÄK: bi-annual
PCR or other procedures for nucleic acid amplification/detection of <i>Francisella tularensis</i> and <i>Brucella</i> spp.		
	June (3)	
Registration deadline:	20.03.26	14.08.26
Sample shipment:	19.05.26	13.10.26
Closing Date:	12.06.26	06.11.26

Bacterial Genome Detection - Helicobacter pylori

Reischl / Hiergeist

533

Samples : 4 samples of 0.3 ml Sample properties: Lyophilised cell suspension Shipping Information: Shipping at ambient temperature Certificate Validity: 12 months		participation according to Rili-BÄK: bi-annual
PCR or other procedures for nucleic acid amplification/detection of <i>Helicobacter pylori</i>		
	June (3)	
Registration deadline:	20.03.26	14.08.26
Sample shipment:	19.05.26	13.10.26
Closing Date:	12.06.26	06.11.26

Bacterial Genome Detection - Legionella pneumophila

Reischl / Hiergeist

536

Samples : 4 samples of 0.3 ml Sample properties: Lyophilised cell suspension Shipping Information: Shipping at ambient temperature Certificate Validity: 12 months		participation according to Rili-BÄK: bi-annual
PCR or other procedures for nucleic acid amplification/detection of <i>Legionella pneumophila</i>		
	June (3)	
Registration deadline:	20.03.26	14.08.26
Sample shipment:	19.05.26	13.10.26
Closing Date:	12.06.26	06.11.26

Bacterial Genome Detection - Listeria spp.

Reischl / Hiergeist


538

Samples : 4 samples of 0.3 ml Sample properties: Lyophilised cell suspension Shipping Information: Shipping at ambient temperature Certificate Validity: 12 months		participation according to Rili-BÄK: bi-annual
PCR or other procedures for nucleic acid amplification/detection of Listeria spp.		
	June (3)	Nov. (6)
Registration deadline:	20.03.26	14.08.26
Sample shipment:	19.05.26	13.10.26
Closing Date:	12.06.26	06.11.26

Bacterial Genome Detection - MRSA or cMRSA

Reischl / Hiergeist

539

Samples : 4 samples of 0.3 ml Sample properties: Lyophilised cell suspension Shipping Information: Shipping at ambient temperature Certificate Validity: 12 months		participation according to Rili-BÄK: bi-annual
PCR or other procedures for nucleic acid amplification/detection of MRSA / cMRSA		
 For POCT systems: Please ensure that the sample matrix used in the EQA scheme is suitable for your test system. In case of uncertainty, we recommend contacting the manufacturer or supplier of your device.	June (3)	Nov. (6)
	Registration deadline:	20.03.26
Sample shipment:	19.05.26	13.10.26
Closing Date:	12.06.26	06.11.26

Bacterial Genome Detection - Mycoplasma pneumoniae

Reischl / Hiergeist

541

Samples : 4 samples of 0.3 ml Sample properties: Lyophilised cell suspension Shipping Information: Shipping at ambient temperature Certificate Validity: 12 months		participation according to Rili-BÄK: bi-annual
PCR or other procedures for nucleic acid amplification/detection of Mycoplasma pneumoniae		
	June (3)	Nov. (6)
Registration deadline:	20.03.26	14.08.26
Sample shipment:	19.05.26	13.10.26
Closing Date:	12.06.26	06.11.26

<p>Samples : 4 samples of 0.3 ml Sample properties: Lyophilised cell suspension Shipping Information: Shipping at ambient temperature Certificate Validity: 12 months</p>		
<p>Mixtures of 0 to 4 of the different pathogens specified in the panel are to be expected in the respective individual samples:</p> <p>Selection of Aeromonas spp., Campylobacter spp., <i>Clostridium difficile</i> (toxinogen), Enterohemorrhagic <i>E. coli</i> (EHEC / STEC), Enterotoxigenic <i>E. coli</i> (ETEC), Enteropathogenic <i>E. coli</i> (EPEC), Enteroinvasive <i>E. coli</i> (EIEC), <i>Escherichia coli</i> O157, <i>Salmonella</i> spp., <i>Shigella</i> spp., <i>Vibrio</i> spp., <i>Yersinia enterocolitica</i></p> <p>In order to take into account the usually very different pathogen coverage of commercially available multiplex PCR/NAT concepts, each of the parameters listed above is certified separately as part of the evaluation.</p> <p>Only results from multiplex PCR/NAT test systems with a precisely specified test/kit designation are accepted.</p> <p>The parallel use of singleplex PCR/NAT detection methods for individual pathogens in the panel is not certified. The relatively broad spectrum of pathogen-specific EQA programmes for bacterial genome detection PCR/NAT is still available for this purpose.</p>		
	June (3)	Nov. (6)
Registration deadline:	20.03.26	14.08.26
Sample shipment:	19.05.26	13.10.26
Closing Date:	12.06.26	06.11.26

<p>Samples : 4 samples of 0.3 ml Sample properties: Lyophilised cell suspension Shipping Information: Shipping at ambient temperature Certificate Validity: 12 months</p>			<p>participation according to Rili-BÄK: bi-annual</p>
<p>PCR or other procedures for nucleic acid amplification/detection of <i>Salmonella enterica</i></p>			
	June (3)	Nov. (6)	
Registration deadline:	20.03.26	14.08.26	
Sample shipment:	19.05.26	13.10.26	
Closing Date:	12.06.26	06.11.26	

<p>Samples : 4 samples of 0.3 ml Sample properties: Lyophilised cell suspension Shipping Information: Shipping at ambient temperature Certificate Validity: 12 months</p>		
<p>PCR or other procedures for nucleic acid amplification/detection of specific DNA:</p> <p>Selection of <i>Mycoplasma hominis</i>, <i>Mycoplasma genitalium</i>, <i>Ureaplasma parvum</i>, <i>Ureaplasma urealyticum</i>, <i>Trichomonas vaginalis</i>, <i>Gardnerella vaginalis</i>, <i>Treponema pallidum</i></p>		
	June (3)	Nov. (6)
Registration deadline:	20.03.26	14.08.26
Sample shipment:	19.05.26	13.10.26
Closing Date:	12.06.26	06.11.26

Samples : 4 samples of 0.3 ml
 Sample properties: Lyophilised cell suspension
 Shipping Information: Shipping at ambient temperature
 Certificate Validity: 12 months



PCR or other procedures for nucleic acid amplification/detection of Vancomycin resistant enterococci (VRE)

For POCT systems: Please ensure that the sample matrix used in the EQA scheme is suitable for your test system. In case of uncertainty, we recommend contacting the manufacturer or supplier of your device.

	June (3)	Nov. (6)
Registration deadline:	20.03.26	14.08.26
Sample shipment:	19.05.26	13.10.26
Closing Date:	12.06.26	06.11.26

Bacteriological infection serology

Infection Serology - Bartonella Antibodies

Samples : 2 samples of 0.4 ml
 Sample properties: Serum
 Shipping Information: Shipping at ambient temperature
 Certificate Validity: 24 months

A certificate for (semi-)quantitative results can only be issued if the reported results are sufficiently comparable and if an international standard has been established for diagnostics.

	Aug. (5)
Registration deadline:	12.06.26
Sample shipment:	11.08.26
Closing Date:	28.08.26

Infection Serology - Bordetella pertussis Antibodies

Samples : 2 samples of 0.4 ml
 Sample properties: Serum
 Shipping Information: Shipping at ambient temperature
 Certificate Validity: 24 months

IgG (qualitative) IgG (semiquantitative) IgA (qualitative) IgM (qualitative)
 diagnostic comment

For certificates to be issued, all participants are expected to report (semi-) quantitative results along with qualitative results on the evaluation sheets, where requested.

A certificate for (semi-)quantitative results, however, can only be issued if the reported results are sufficiently comparable and if an international standard has been established for diagnostics.

	Oct. (6)
Registration deadline:	14.08.26
Sample shipment:	13.10.26
Closing Date:	30.10.26

Samples : 2 samples of 0.4 ml Sample properties: Serum Shipping Information: Shipping at ambient temperature Certificate Validity: 12 months		participation according to Rili-BÄK: bi-annual
Antibodies polyvalent (qualitative) IgG (semiquantitative) IgM (semiquantitative) IgM-Blot	IgG (qualitative) IgM (qualitative) IgG-Blot diagnostic comment	
For certificates to be issued, all participants are expected to report (semi-) quantitative results along with qualitative results on the evaluation sheets, where requested. A certificate for (semi-)quantitative results, however, can only be issued if the reported results are sufficiently comparable and if an international standard has been established for diagnostics.		
	June (3)	Oct. (6)
Registration deadline:	20.03.26	14.08.26
Sample shipment:	19.05.26	13.10.26
Closing Date:	05.06.26	30.10.26

Samples : 2 samples of 0.4 ml Sample properties: Serum Shipping Information: Shipping at ambient temperature Certificate Validity: 24 months		
AB against Brucella polyvalent (qualitative) AB against Brucella polyvalent (semiquantitative) AB against Brucella IgG (semiquantitative) AB against Brucella IgM (semiquantitative)	AB against Brucella IgG (qualitative) AB against Brucella IgM (qualitative) diagnostic comment	
A certificate for (semi-)quantitative results can only be issued if the reported results are sufficiently comparable and if an international standard has been established for diagnostics.		
	Aug. (5)	
Registration deadline:		12.06.26
Sample shipment:		11.08.26
Closing Date:		28.08.26

Samples : 2 samples of 0.4 ml Sample properties: Serum Shipping Information: Shipping at ambient temperature Certificate Validity: 24 months		
IgG (qualitative) diagnostic comment	IgG (semiquantitative) IgM (qualitative)	
For certificates to be issued, all participants are expected to report (semi-) quantitative results along with qualitative results on the evaluation sheets, where requested. A certificate for (semi-)quantitative results, however, can only be issued if the reported results are sufficiently comparable and if an international standard has been established for diagnostics.		
	June (3)	
Registration deadline:	20.03.26	
Sample shipment:	19.05.26	
Closing Date:	05.06.26	

Samples : 2 samples of 0.4 ml Sample properties: Serum Shipping Information: Shipping at ambient temperature Certificate Validity: 12 months		
IgG (qualitative) IgM (qualitative)	IgG (semiquantitative) IgM (semiquantitative)	IgA (qualitative) IgA (semiquantitative) diagnostic comment
For certificates to be issued, all participants are expected to report (semi-) quantitative results along with qualitative results on the evaluation sheets, where requested. A certificate for (semi-)quantitative results, however, can only be issued if the reported results are sufficiently comparable and if an international standard has been established for diagnostics.		
	June (3)	Oct. (6)
Registration deadline:	20.03.26	14.08.26
Sample shipment:	19.05.26	13.10.26
Closing Date:	05.06.26	30.10.26

Samples : 2 samples of 0.4 ml Sample properties: Serum Shipping Information: Shipping at ambient temperature Certificate Validity: 12 months		
IgG (qualitative) IgM (qualitative)	IgG (semiquantitative) IgM (semiquantitative)	IgA (qualitative) IgA (semiquantitative) diagnostic comment
For certificates to be issued, all participants are expected to report (semi-) quantitative results along with qualitative results on the evaluation sheets, where requested. A certificate for (semi-)quantitative results, however, can only be issued if the reported results are sufficiently comparable and if an international standard has been established for diagnostics.		
	June (3)	Oct. (6)
Registration deadline:	20.03.26	14.08.26
Sample shipment:	19.05.26	13.10.26
Closing Date:	05.06.26	30.10.26



Samples : 2 samples of 0.4 ml Sample properties: Urine Shipping Information: Shipping at ambient temperature Certificate Validity: 12 months		
participation according to Rili-BÄK: bi-annual		
Direct detection of Chlamydia trachomatis antigen (ELISA, PCR)		
diagnostic comment		
	June (3)	Oct. (6)
Registration deadline:	20.03.26	14.08.26
Sample shipment:	19.05.26	13.10.26
Closing Date:	05.06.26	30.10.26

! Infectious material, UN3373, biological substances category B.

Samples : 2 slides Sample properties: Slides Shipping Information: Shipping at ambient temperature Certificate Validity: 12 months		participation according to Rili-BÄK: bi-annual
Direct detection of Chlamydia trachomatis antigen (dir. IFA)		
diagnostic comment		
	June (3)	Oct. (6)
Registration deadline:	20.03.26	14.08.26
Sample shipment:	19.05.26	13.10.26
Closing Date:	05.06.26	30.10.26

Samples : 2 samples of 0.4 ml Sample properties: Serum Shipping Information: Shipping at ambient temperature Certificate Validity: 24 months		
AB against Coxiella burnetii IgG - Phase I (qualitative) AB against Coxiella burnetii IgG - Phase I (semiquantitative) AB against Coxiella burnetii IgG - Phase II (qualitative) AB against Coxiella burnetii IgG - Phase II (semiquantitative) IgA (qualitativ) IgM (qualitative) diagnostic comment		
For certificates to be issued, all participants are expected to report (semi-) quantitative results along with qualitative results on the evaluation sheets, where requested.		
A certificate for (semi-)quantitative results, however, can only be issued if the reported results are sufficiently comparable and if an international standard has been established for diagnostics.		
		Oct. (6)
Registration deadline:		14.08.26
Sample shipment:		13.10.26
Closing Date:		30.10.26

Samples : 2 samples of 0.4 ml Sample properties: Serum Shipping Information: Shipping at ambient temperature Certificate Validity: 12 months		
AB against Diphtherie toxoid (qualitative) AB against Diphtherie toxoid (semiquantitative) diagnostic comment		
	June (3)	Oct. (6)
Registration deadline:	20.03.26	14.08.26
Sample shipment:	19.05.26	13.10.26
Closing Date:	05.06.26	30.10.26

Samples : 2 samples of 0.4 ml Sample properties: Serum Shipping Information: Shipping at ambient temperature Certificate Validity: 24 months	
AB against Francisella tularensis polyvalent (qualitative) AB against Francisella tularensis polyvalent (semiquantitative) AB against Francisella tularensis IgG (qualitative) AB against Francisella tularensis IgG (semiquantitative) AB against Francisella tularensis IgA (qualitative) AB against Francisella tularensis IgA (semiquantitative) AB against Francisella tularensis IgM (qualitative) AB against Francisella tularensis IgM (semiquantitative) diagnostic comment	
A certificate for (semi-)quantitative results can only be issued if the reported results are sufficiently comparable and if an international standard has been established for diagnostics.	
Aug. (5)	
Registration deadline:	12.06.26
Sample shipment:	11.08.26
Closing Date:	28.08.26



Samples : 2 samples of 0.4 ml Sample properties: Serum Shipping Information: Shipping at ambient temperature Certificate Validity: 12 months		
IgG (qualitative) IgA (semiquantitative)	IgG (semiquantitative) diagnostic comment	IgA (qualitative)
For POCT systems: Please ensure that the sample matrix used in the EQA scheme is suitable for your test system. In case of uncertainty, we recommend contacting the manufacturer or supplier of your device.		
For certificates to be issued, all participants are expected to report (semi-) quantitative results along with qualitative results on the evaluation sheets, where requested.		
A certificate for (semi-)quantitative results, however, can only be issued if the reported results are sufficiently comparable and if an international standard has been established for diagnostics.		
	June (3)	Oct. (6)
Registration deadline:	20.03.26	14.08.26
Sample shipment:	19.05.26	13.10.26
Closing Date:	05.06.26	30.10.26

Samples : 2 samples of 0.4 ml Sample properties: Serum Shipping Information: Shipping at ambient temperature Certificate Validity: 24 months	
AB against Leptospira polyvalent (qualitative) AB against Leptospira polyvalent (semiquantitative) AB against Leptospira IgG (semiquantitative) AB against Leptospira IgM (semiquantitative)	AB against Leptospira IgG (qualitative) AB against Leptospira IgM (qualitative) diagnostic comment
A certificate for (semi-)quantitative results can only be issued if the reported results are sufficiently comparable and if an international standard has been established for diagnostics.	
Aug. (5)	
Registration deadline:	12.06.26
Sample shipment:	11.08.26
Closing Date:	28.08.26

Samples : 2 samples of 0.4 ml
 Sample properties: Serum
 Shipping Information: Shipping at ambient temperature
 Certificate Validity: 24 months



IgG (qualitative)	IgG (semiquantitative)
IgA (qualitative)	IgM (qualitative)
AB against Mycoplasma pneumoniae polyvalent (qualitative)	
AB against Mycoplasma pneumoniae polyvalent (semiquantitative)	
diagnostic comment	

For POCT systems: Please ensure that the sample matrix used in the EQA scheme is suitable for your test system. In case of uncertainty, we recommend contacting the manufacturer or supplier of your device.

For certificates to be issued, all participants are expected to report (semi-) quantitative results along with qualitative results on the evaluation sheets, where requested.

A certificate for (semi-)quantitative results, however, can only be issued if the reported results are sufficiently comparable and if an international standard has been established for diagnostics.

	Oct. (6)
Registration deadline:	14.08.26
Sample shipment:	13.10.26
Closing Date:	30.10.26

Infection Serology - Procalcitonin

Samples : 2 samples of 0.4 ml
 Sample properties: Serum
 Shipping Information: Shipping at ambient temperature
 Certificate Validity: 12 months



Procalcitonin (qualitative)	Procalcitonin (semi-quantitative)	Procalcitonin (quantitative)
Diagnostic comments		

For POCT systems: Please ensure that the sample matrix used in the EQA scheme is suitable for your test system. In case of uncertainty, we recommend contacting the manufacturer or supplier of your device.

	June (3)	Oct. (6)
Registration deadline:	20.03.26	14.08.26
Sample shipment:	19.05.26	13.10.26
Closing Date:	05.06.26	30.10.26

Infection Serology - Rheumatoid Factor

Samples : 2 samples of 0.4 ml
 Sample properties: Serum
 Shipping Information: Shipping at ambient temperature
 Certificate Validity: 6 months

participation according to Rili-BÄK: quarterly

		Jan. (1)	June (3)	Aug. (5)	Oct. (6)
Rheumatoid factor (RF) (qualitative)					
Registration deadline:	14.11.25	20.03.26	12.06.26	14.08.26	
Sample shipment:	13.01.26	19.05.26	11.08.26	13.10.26	
Closing Date:	30.01.26	05.06.26	28.08.26	30.10.26	

Samples : 2 samples of 0.4 ml Sample properties: Serum Shipping Information: Shipping at ambient temperature Certificate Validity: 24 months	
AB against Rickettsia polyvalent (qualitative) AB against Rickettsia polyvalent (semiquantitative) AB against Rickettsia IgG (qualitative) AB against Rickettsia IgG (semiquantitative) AB against Rickettsia IgM (qualitative) AB against Rickettsia IgM (semiquantitative) diagnostic comment A certificate for (semi-)quantitative results can only be issued if the reported results are sufficiently comparable and if an international standard has been established for diagnostics.	
	Aug. (5)
Registration deadline:	12.06.26
Sample shipment:	11.08.26
Closing Date:	28.08.26

Samples : 2 samples of 0.4 ml Sample properties: Serum Shipping Information: Shipping at ambient temperature Certificate Validity: 12 months	
AB against Salmonella typhi, O-Antigen (qualitative) AB against Salmonella typhi, O-Antigen (semiquantitative) AB against Salmonella typhi, OH-Antigen (qualitative) AB against Salmonella typhi, OH-Antigen (semiquantitative) AB against Salmonella enteritidis, OH-Antigen (qualitative) AB against Salmonella enteritidis, OH-Antigen (semiquantitative) AB against Salmonella typhimurium, OH-Antigen (qualitative) AB against Salmonella paratyphi B, OH-Antigen (qualitative) AB against Salmonella paratyphi B, OH-Antigen (semiquantitative) AB against Salmonella Gruppe A, O-Antigen (qualitative) AB against Salmonella Gruppe A, O-Antigen (semiquantitative) AB against Salmonella Gruppe B, O-Antigen (qualitative) AB against Salmonella Gruppe B, O-Antigen (semiquantitative) AB against Salmonella Gruppe C, O-Antigen (qualitative) AB against Salmonella Gruppe C, O-Antigen (semiquantitative) AB against Salmonella polyvalent (qualitative) AB against Salmonella IgA (qualitative) diagnostic comment	
	June (3) Oct. (6)
Registration deadline:	20.03.26 14.08.26
Sample shipment:	19.05.26 13.10.26
Closing Date:	05.06.26 30.10.26

Samples : 2 samples of 0.4 ml
 Sample properties: Serum
 Shipping Information: Shipping at ambient temperature
 Certificate Validity: 12 months

participation according to Rili-BÄK:
 bi-annual



anti-streptolysin O (ASO) (qualitative)
 anti-streptolysin O (ASO) (semi-quantitative)
 anti-streptodornase (aDNase) (qualitative)
 anti-streptodornase (aDNase) (semi-quantitative)

For POCT systems: Please ensure that the sample matrix used in the EQA scheme is suitable for your test system. In case of uncertainty, we recommend contacting the manufacturer or supplier of your device.

	June (3)	Oct. (6)
Registration deadline:	20.03.26	14.08.26
Sample shipment:	19.05.26	13.10.26
Closing Date:	05.06.26	30.10.26

Samples : 2 samples of 0.4 ml
 Sample properties: Serum
 Shipping Information: Shipping at ambient temperature
 Certificate Validity: 12 months

AB against Tetanus toxoid (qualitative)
 AB against Tetanus toxoid (semiquantitative)
 diagnostic comment

	June (3)	Oct. (6)
Registration deadline:	20.03.26	14.08.26
Sample shipment:	19.05.26	13.10.26
Closing Date:	05.06.26	30.10.26

Samples : 2 samples of 0.4 ml
 Sample properties: Serum
 Shipping Information: Shipping at ambient temperature
 Certificate Validity: 12 months / 12 months

participation according to Rili-BÄK:
 bi-annual



TPHA (qualitative)	TPHA (semiquantitative)
TPPA (qualitative)	TPPA (semiquantitative)
Antibodies against Treponema pallidum	IgG (qualitative)
IgG (semiquantitative)	IgM (qualitative)
IgG - Immunoblot	IgM - Immunoblot
FTA-Abs IgG (qualitative)	FTA-Abs IgG (semiquantitative)
FTA-Abs IgM (qualitative)	FTA-Abs IgM (semiquantitative)
AB against Cardiolipin (qualitative)	AB against Cardiolipin (semiquantitative)
diagnostic comment	

For POCT systems: Please ensure that the sample matrix used in the EQA scheme is suitable for your test system. In case of uncertainty, we recommend contacting the manufacturer or supplier of your device.

For certificates to be issued, all participants are expected to report (semi-) quantitative results along with qualitative results on the evaluation sheets, where requested.

A certificate for (semi-)quantitative results, however, can only be issued if the reported results are sufficiently comparable and if an international standard has been established for diagnostics.

	June (3)	Oct. (6)
Registration deadline:	20.03.26	14.08.26
Sample shipment:	19.05.26	13.10.26
Closing Date:	05.06.26	30.10.26

Samples : 2 samples of 0.4 ml
 Sample properties: Serum
 Shipping Information: Shipping at ambient temperature
 Certificate Validity: 24 months

AB against Yersinia enterocolitica O3 (qualitative)
 AB against Yersinia enterocolitica O3 (semiquantitative)
 AB against Yersinia enterocolitica O9 (qualitative)
 AB against Yersinia enterocolitica O9 (semiquantitative)
 AB against Yersinia pseudotuberculosis (qualitative)
 AB against Yersinia pseudotuberculosis (semiquantitative)
 IgG (qualitative)
 IgG (semiquantitative)
 IgA (qualitative)
 IgM (qualitative)
 diagnostic comment

For certificates to be issued, all participants are expected to report (semi-) quantitative results along with qualitative results on the evaluation sheets, where requested.

A certificate for (semi-)quantitative results, however, can only be issued if the reported results are sufficiently comparable and if an international standard has been established for diagnostics.

June (3)

Registration deadline: 20.03.26
 Sample shipment: 19.05.26
 Closing Date: 05.06.26

Human microbiome

Bacterial Genome Detection - Molecular Genetic Analysis of the Human Microbiome

Samples : 4 samples of 0.5 mL
 Sample properties: Stool suspension
 Shipping Information: Cooled shipping - delivered with dry ice
 Certificate Validity: 12 months

NGS-Analysis (next generation sequencing)

July (3)

Registration deadline: 17.04.26
 Sample shipment: 16.06.26
 Closing Date: 21.08.26

Bacteriology (3 Samples)



Schlüter / Ziesing

411

Samples : 3 samples Sample properties: Lyophilized strains + Bouillon Shipping Information: Shipping at ambient temperature Certificate Validity: 12 months		participation according to Rili-BÄK: bi-annual		
Cultivation, identification and susceptibility testing of fast-growing bacteria and accompanying bacterial flora of the urogenital tract, incl. yeasts Gram staining				
Participants in the EQA schemes in bacteriology will get a certificate for Gram staining when successful in this part.				
Additional participation in EQA scheme No. 413 'Gram Stain' is not required. Participants will be notified in advance in case the panel of tested antibiotics will be changed:				
Ampicillin Cefotaxim Meropenem Fosfomycin trometamol Nitroloxin	Ampicillin/Sulbactam Ciprofloxacin Oxacillin Nitrofurantoin Gentamicin	Cefpodoximproxetil Levofloxacin Penicillin Trimethoprim/Sulfamethoxazol Pivmecillinam		
	Jan. (1)	Mar. (3)	July (4)	Nov. (6)
Registration deadline:	21.11.25	02.01.26	01.05.26	04.09.26
Sample shipment:	20.01.26	03.03.26	30.06.26	03.11.26
Closing Date:	30.01.26	13.03.26	10.07.26	13.11.26

Bacteriology (5 Samples)



Schlüter / Ziesing

412

Samples : 5 samples of 1 mL Sample properties: Lyophilized strains Shipping Information: Shipping at ambient temperature Certificate Validity: 12 months		participation according to Rili-BÄK: bi-annual
Cultivation, identification and susceptibility testing of bacteria Gram staining		
Participants in the EQA schemes in bacteriology will get a certificate for Gram staining when successful in this part.		
Additional participation in EQA scheme No. 413 'Gram Stain' is not required. Participants will be notified in advance in case the panel of tested antibiotics will be changed:		
Ampicillin Cefuroxim Gentamicin High Level Linezolid Piperacillin/Tazobactam Vancomycin	Cefotaxim Ciprofloxacin Meropenem Oxacillin Trimethoprim/Sulfamethoxazol	Ceftazidim Erythromycin Levofloxacin Penicillin Tobramycin
	Feb. (1)	Sep. (5)
Registration deadline:	05.12.25	03.07.26
Sample shipment:	03.02.26	01.09.26
Closing Date:	13.02.26	11.09.26

! Infectious material, UN3373, biological substances category B.

Samples : 3 samples Sample properties: Slides Shipping Information: Shipping at ambient temperature Certificate Validity: 12 months		participation according to Rili-BÄK: bi-annual
Gram staining Participants of the EQA schemes in bacteriology No. 411 or 412 will get a certificate for gram staining if they are successful in this part.		
	Mar. (2)	Oct. (6)
Registration deadline:	09.01.26	07.08.26
Sample shipment:	10.03.26	06.10.26
Closing Date:	20.03.26	16.10.26

Mycobacteriology

Mycobacterial Diagnostics - Cultivation



Andres / N.N.

422

Samples : 5 samples of 1 mL Sample properties: Artificial sputum, mixed with accompanying flora and possibly Mycobacterium tuberculosis complex or non-tuberculous mycobacteria Shipping Information: Shipping at ambient temperature Certificate Validity: 12 months		participation according to Rili-BÄK: bi-annual
Cultivation of Mycobacteria Differentiation of tuberculosis bacteria		
	May (2)	Nov. (5)
Registration deadline:	16.01.26	10.07.26
Sample shipment:	17.03.26	08.09.26
Closing Date:	29.05.26	20.11.26

Mycobacterial Diagnostics - Drug Susceptibility Testing of nontuberculous mycobacteria



Andres / N.N.

427

Samples : 5 samples of 1 mL Sample properties: Suspensions of Nontuberculous mycobacteria Shipping Information: Shipping at ambient temperature Certificate Validity: 12 months		
Susceptibility Testing of Nontuberculous Mycobacteria		
	May (2)	Oct. (5)
Registration deadline:	16.01.26	10.07.26
Sample shipment:	17.03.26	08.09.26
Closing Date:	08.05.26	30.10.26

! Infectious material, UN3373, biological substances category B.

Mycobacterial Diagnostics - Drug Susceptibility Testing of tuberculosis bacteria



Andres / N.N.

425

Samples : 5 samples of 1 mL
 Sample properties: Mycobacterium tuberculosis complex suspensions for phenotypic resistance testing (incl. second-line drugs)
 Shipping Information: Shipping at ambient temperature
 Certificate Validity: 12 months

participation according to Rili-BÄK:
bi-annual

Susceptibility Testing of Tuberculosis Bacteria

Note: EQA scheme containing infectious substances according to UN2814, infectious substances category A.

Each registration for this group must confirm that the test is performed in a laboratory with security level S3 and with appropriately qualified personnel.

	May (2)	Oct. (5)
Registration deadline:	16.01.26	10.07.26
Sample shipment:	17.03.26	08.09.26
Closing Date:	08.05.26	30.10.26

Mycobacterial Diagnostics - Identification



Andres / N.N.

423

Samples : 5 samples of 1 mL
 Sample properties: Mycobacterial suspensions (non-tuberculous mycobacteria or Mycobacterium bovis BCG)
 Shipping Information: Shipping at ambient temperature
 Certificate Validity: 12 months

participation according to Rili-BÄK:
bi-annual

Identification of Mycobacteria

	May (2)	Oct. (5)
Registration deadline:	16.01.26	10.07.26
Sample shipment:	17.03.26	08.09.26
Closing Date:	08.05.26	30.10.26

Mycobacterial Diagnostics - Microscopy



Andres / N.N.

421

Samples : 6 samples
 Sample properties: Slides
 Shipping Information: Shipping at ambient temperature
 Certificate Validity: 12 months

participation according to Rili-BÄK:
bi-annual

Microscopic Detection of Mycobacteria

	Apr. (2)	Sep. (5)
Registration deadline:	16.01.26	10.07.26
Sample shipment:	17.03.26	08.09.26
Closing Date:	03.04.26	25.09.26

Infectious material, UN3373, biological substances category B.

Mycobacterial Diagnostics - Molecular Drug Susceptibility Testing of tuberculosis bacteria



Andres / N.N.

426

Samples : 5 samples of 1 mL
 Sample properties: Suspensions of inactivated Mycobacterium tuberculosis complex strains for molecular resistance testing
 Shipping Information: Shipping at ambient temperature
 Certificate Validity: 12 months

participation according to Rili-BÄK:
bi-annual

Susceptibility Testing of Tuberculosis Bacteria

	Apr. (2)	Oct. (5)
Registration deadline:	16.01.26	10.07.26
Sample shipment:	17.03.26	08.09.26
Closing Date:	24.04.26	16.10.26

Mycobacterial Diagnostics - NAT tuberculosis bacteria



Andres / N.N.

424

Samples : 5 samples of 1 mL
 Sample properties: Artificial sputum, with accompanying flora and in individual cases mixed with Mycobacterium tuberculosis
 Shipping Information: Shipping at ambient temperature
 Certificate Validity: 12 months

participation according to Rili-BÄK:
bi-annual

Nucleic Acid Amplification of tuberculosis bacteria

	Apr. (2)	Sep. (5)
Registration deadline:	16.01.26	10.07.26
Sample shipment:	17.03.26	08.09.26
Closing Date:	03.04.26	25.09.26

Mycology

Fungal Genome Detection - Pneumocystis jirovecii

Reischl / Hiergeist

560

Samples : 4 samples of 0.3 ml
 Sample properties: Lyophilised cell suspension
 Shipping Information: Shipping at ambient temperature
 Certificate Validity: 12 months

Polymerase chain reaction (PCR) and other procedures for detection of specific DNA

	June (3)	Nov. (6)
Registration deadline:	20.03.26	14.08.26
Sample shipment:	19.05.26	13.10.26
Closing Date:	12.06.26	06.11.26

! Infectious material, UN3373, biological substances category B.



Samples : 4 samples of 0.05 ml
 Sample properties: Lyophilized strains
 Shipping Information: Shipping at ambient temperature
 Certificate Validity: 12 months

participation according to Rili-BÄK:
 bi-annual

Polymerase chain reaction (PCR) and other procedures for detection of specific DNA

	Apr. (2)	Oct. (5)
Registration deadline:	09.01.26	10.07.26
Sample shipment:	10.03.26	08.09.26
Closing Date:	03.04.26	02.10.26

Mycology Dermatophytes, Yeasts, Mould Fungus



Samples : 4 samples
 Sample properties: Strains
 Shipping Information: Shipping at ambient temperature
 Certificate Validity: 12 months

participation according to Rili-BÄK:
 bi-annual

Differentiation of Dermatophytes, Yeasts and Moulds

Living strains of causative agents or contaminants will be sent, that had been isolated from patients with skin mycoses or mucosal fungal infections.

	Apr. (2)	Oct. (5)
Registration deadline:	09.01.26	10.07.26
Sample shipment:	10.03.26	08.09.26
Closing Date:	24.04.26	23.10.26

Mycology Mucorales, Yeasts, Coelomycetes, Hyphomycetes, Basidiomycetes



Samples : 5 samples
 Sample properties: Strains
 Shipping Information: Shipping at ambient temperature
 Certificate Validity: 12 months

participation according to Rili-BÄK:
 bi-annual

Cultivation and species identification of fungi (yeasts, yeast-like fungi, hyphomycetes) occurring as the causative organism in case of mycosis of the mucosa, mycosis of the organs (deep-seated mycosis), systemic mycosis or mycosis acquired after trauma, as well as fungal contaminants present in human specimens. Furthermore, interpretation of the result should be performed (to some extent) within the framework of the provided information.

	Feb. (1)	Oct. (5)
Registration deadline:	21.11.25	17.07.26
Sample shipment:	20.01.26	15.09.26
Closing Date:	13.02.26	09.10.26

Samples : 2 samples of 0.5 mL
 Sample properties: Liquid serum
 Shipping Information: Shipping at ambient temperature
 Certificate Validity: 12 months

**participation according to Rili-BÄK:
 bi-annual**

Candida IgA Candida IgG Candida IgM
 Candida antigen Candida total AB

For certificates to be issued, all participants are expected to report (semi-) quantitative results along with qualitative results on the evaluation sheets, where requested.

A certificate for (semi-)quantitative results, however, can only be issued if the reported results are sufficiently comparable and if an international standard has been established for diagnostics.

	Feb. (1)	Oct. (5)
Registration deadline:	21.11.25	17.07.26
Sample shipment:	20.01.26	15.09.26
Closing Date:	06.02.26	02.10.26



Samples : 2 samples of 0.4 mL
 Sample properties: Liquid serum
 Shipping Information: Shipping at ambient temperature
 Certificate Validity: 12 months

**participation according to Rili-BÄK:
 bi-annual**

Detection of *Cryptococcus neoformans* / *Cryptococcus gattii* Antigen



For POCT systems: Please ensure that the sample matrix used in the EQA scheme is suitable for your test system. In case of uncertainty, we recommend contacting the manufacturer or supplier of your device.

	Feb. (1)	Oct. (5)
Registration deadline:	21.11.25	17.07.26
Sample shipment:	20.01.26	15.09.26
Closing Date:	06.02.26	02.10.26

Parasite diagnostics

Samples : 4 samples
 Sample properties: Stabilized amniotic fluid (and/or EDTA blood or other fluids), buffer
 Shipping Information: Shipping at ambient temperature
 Certificate Validity: 12 months

**participation according to Rili-BÄK:
 bi-annual**

Toxoplasma gondii (DNA) - qualitative

	Mar. (2)	Aug. (5)
Registration deadline:	26.12.25	12.06.26
Sample shipment:	24.02.26	11.08.26
Closing Date:	13.03.26	28.08.26

! Infectious material, UN3373, biological substances category B.

Samples : 2 samples of 0.5 mL Sample properties: Lyophilisate Shipping Information: Shipping at ambient temperature Certificate Validity: 12 months		
Cryptosporidium spp. (DNA) - qualitative Entamoeba histolytica (DNA) - qualitative Giardia duodenalis (DNA) - qualitative		
	May (3)	Oct. (6)
Registration deadline:	27.02.26	07.08.26
Sample shipment:	28.04.26	06.10.26
Closing Date:	15.05.26	23.10.26

Parasite Microscopy (Blood)

Samples : 2 samples of thin or thick blood smear Sample properties: Slides Shipping Information: Shipping at ambient temperature Certificate Validity: 12 months			participation according to Rili-BÄK: bi-annual
Blood parasites - specification			
	Mar. (2)	Aug. (5)	
Registration deadline:	26.12.25	12.06.26	
Sample shipment:	24.02.26	11.08.26	
Closing Date:	13.03.26	28.08.26	

Parasite Serology - Amoebiasis and Echinococcosis

Samples : 2 samples variable volumes Sample properties: Serum / Plasma Shipping Information: Shipping at ambient temperature Certificate Validity: 24 months			participation according to Rili-BÄK: yearly
Antibodies against Echinococcus	Antibodies against Entamoeba histolytica		
		Oct. (6)	
Registration deadline:		07.08.26	
Sample shipment:		06.10.26	
Closing Date:		23.10.26	

Samples : 2 samples variable volumes

Sample properties: Serum / Plasma

Shipping Information: Shipping at ambient temperature

Certificate Validity: 24 months

participation according to Rili-BÄK:
yearly

Antibodies against Plasmodium

Antibodies against Schistosoma

For certificates to be issued, all participants are expected to report (semi-) quantitative results along with qualitative results on the evaluation sheets, where requested.

A certificate for (semi-)quantitative results, however, can only be issued if the reported results are sufficiently comparable and if an international standard has been established for diagnostics.

May (3)

Registration deadline:

27.02.26

Sample shipment:

28.04.26

Closing Date:

15.05.26

Parasite Serology - Toxoplasmosis

Samples : 2 samples variable volumes

Sample properties: Serum / Plasma

Shipping Information: Shipping at ambient temperature

Certificate Validity: 12 months

participation according to Rili-BÄK:
bi-annual

Antibodies against Toxoplasma gondii

For certificates to be issued, all participants are expected to report (semi-) quantitative results along with qualitative results on the evaluation sheets, where requested.

A certificate for (semi-)quantitative results, however, can only be issued if the reported results are sufficiently comparable and if an international standard has been established for diagnostics.

May (3)

Oct. (6)

Registration deadline:

27.02.26

07.08.26

Sample shipment:

28.04.26

06.10.26

Closing Date:

15.05.26

23.10.26

Virtual Parasite Microscopy (Blood)

Samples : Images of at least 2 clinical cases

Sample properties: Digital slides

Shipping Information: No shipment!

Certificate Validity: 12 months

participation according to Rili-BÄK:
bi-annual

Available online in digital microscopy!

In March and September: Prof. Hübner, Bonn; in May and October: Prof. Tannich, Hamburg

Mar. (2)

May (3)

Aug. (5)

Oct. (6)

Registration deadline:

26.12.25

27.02.26

12.06.26

07.08.26

Sample shipment:

24.02.26

28.04.26

11.08.26

06.10.26

Closing Date:

13.03.26

15.05.26

28.08.26

23.10.26


Samples : Images of slides with fecal smears of at least 2 clinical cases Sample properties: Digital slides Shipping Information: No shipment! Certificate Validity: 12 months		participation according to Rili-BÄK: bi-annual
Available online in digital microscopy!		
	May (3)	
Registration deadline:	27.02.26	07.08.26
Sample shipment:	28.04.26	06.10.26
Closing Date:	15.05.26	23.10.26

Virus Antigen Detection - SARS-CoV-2 (Ag)

CMS

Obermeier / Kammel

410


	Samples : 5 samples of 0.5 ml Sample properties: Lyophilised cell culture material Shipping Information: Shipping at ambient temperature Certificate Validity: 12 months				
	The sample set contains defined samples with antigen from SARS-CoV-2 (inactivated). For POCT systems: Please ensure that the sample matrix used in the EQA scheme is suitable for your test system. In case of uncertainty, we recommend contacting the manufacturer or supplier of your device. The samples are suitable for rapid tests and automated immunoassays for the detection of SARS-CoV-2 antigen. Cooperation with: Nationales Konsiliarlabor für Coronaviren, Institut für Virologie, Charité - Universitätsmedizin Berlin; Institut für Medizinische Virologie, Uniklinikum Frankfurt am Main				
	Mar. (2)	June (4)	Sep. (5)	Nov. (6)	
Registration deadline:	09.01.26	10.04.26	26.06.26	04.09.26	
Sample shipment:	10.03.26	09.06.26	25.08.26	03.11.26	
Closing Date:	27.03.26	26.06.26	11.09.26	20.11.26	

Virus Detection (Genome/Antigen) -
Influenza A and B Viruses incl. Avian Influenza A Viruses



Obermeier / Kammel

370

	Samples : 6 samples of 1.5 ml Sample properties: Lyophilised cell culture material or allantoic fluid Shipping Information: Shipping at ambient temperature Certificate Validity: 12 months				
	This program may be completed with currently circulating influenza viruses. Please note: these EQA samples are not suitable for virus propagation and immune fluorescence tests for antigen detection. Some of the samples can contain chemically inactivated avian influenza A viruses. Polymerase chain reaction (PCR) and other nucleic acid amplification techniques (NAT) for influenza A and B viruses and antigen testing Option for typing of seasonal and avian influenza A viruses For POCT systems: Please ensure that the sample matrix used in the EQA scheme is suitable for your test system. In case of uncertainty, we recommend contacting the manufacturer or supplier of your device. Note for laboratories from non-EU countries: The shipment of sample materials for participation in this EQA scheme is subject to a release by the Federal Office of Economic Affairs and Export Control according to the EU Dual-Use Regulation (VO (EU) 2021/821) for sample recipients in non-EU countries. INSTAND e.V. can only process EQA scheme orders from non-EU countries if the ordering laboratories provide a completed end-use certificate, company profile including contact details (e.g. excerpt from website) and, if applicable, an import permit! Failure to provide completed documents by the ordering deadline will unfortunately lead to the cancellation of your registration. Cooperation with: Nationales Referenzzentrum für Influenza, Robert Koch-Institut, Berlin; Friedrich-Loeffler-Institut, Bundesforschungsinstitut für Tiergesundheit, Nationales Referenzlabor für Aviäre Influenza, Insel Riems				
	Mar. (2)				Nov. (6)
Registration deadline:	09.01.26				04.09.26
Sample shipment:	10.03.26				03.11.26
Closing Date:	27.03.26				20.11.26

participation according to Rili-BÄK:
bi-annual



Samples : 4 samples of 1.5 ml
 Sample properties: Lyophilised cell culture material
 Shipping Information: Shipping at ambient temperature
 Certificate Validity: 12 months

participation according to Rili-BÄK:
 bi-annual



Polymerase chain reaction (PCR) and other nucleic acid amplification techniques (NAT) for RSV RNA and RSV antigen testing

For POCT systems: Please ensure that the sample matrix used in the EQA scheme is suitable for your test system. In case of uncertainty, we recommend contacting the manufacturer or supplier of your device.

Cooperation with:
 Institut für Virologie und Immunbiologie, Universität Würzburg;
 Institut für Virologie, Universitätsklinikum Düsseldorf; Nationales Konsiliarlabor für respiratorische Syncytialviren (RSV), Parainfluenzaviren, Metapneumoviren, Robert Koch-Institut, Berlin

	June (4)	Nov. (6)
Registration deadline:	10.04.26	04.09.26
Sample shipment:	09.06.26	03.11.26
Closing Date:	26.06.26	20.11.26



Samples : 4 samples of 1.5 ml
 Sample properties: Lyophilised cell culture material
 Shipping Information: Shipping at ambient temperature
 Certificate Validity: 12 months

participation according to Rili-BÄK:
 bi-annual

Polymerase chain reaction (PCR) and other nucleic acid amplification techniques (NAT) for adenovirus DNA

Determination of species of adenovirus

Typing of adenovirus

	June (4)	Nov. (6)
Registration deadline:	10.04.26	04.09.26
Sample shipment:	09.06.26	03.11.26
Closing Date:	26.06.26	20.11.26



Samples : 4 samples of 1.5 ml
 Sample properties: Lyophilised plasma or suspension of urine
 Shipping Information: Shipping at ambient temperature
 Certificate Validity: 12 months

Polymerase chain reaction (PCR) and other nucleic acid amplification techniques (NAT) for BK virus DNA

Cooperation with:
 Nationales Referenzzentrum für Papillom- und Polyomaviren, Institut für Virologie, Uniklinik Köln

	Mar. (2)	Sep. (5)
Registration deadline:	09.01.26	26.06.26
Sample shipment:	10.03.26	25.08.26
Closing Date:	27.03.26	11.09.26

Samples : 4 samples of 1.5 ml* or 0.5 ml**

Sample properties: *Lyophilised cell culture material (inactivated) or ** lyophilised RNA eluate

Shipping Information: Shipping at ambient temperature

Certificate Validity: 12 months

Polymerase chain reaction (PCR) and other nucleic acid amplification techniques (NAT) for Bornaviruses - RNA

Cooperation with:

Friedrich-Loeffler-Institut, Bundesforschungsinstitut für Tiergesundheit, Institut für Virusdiagnostik, Insel Riems

	June (4)	Nov. (6)
Registration deadline:	10.04.26	04.09.26
Sample shipment:	09.06.26	03.11.26
Closing Date:	26.06.26	20.11.26

Virus Genome Detection - Chikungunya Virus

Samples : 4 samples of 1.5 ml

Sample properties: Lyophilised plasma and cell culture material (inactivated)

Shipping Information: Shipping at ambient temperature

Certificate Validity: 12 months

Polymerase chain reaction (PCR) and other nucleic acid amplification techniques (NAT) for CHIKV RNA

Note for laboratories from non-EU countries:

The shipment of sample materials for participation in this EQA scheme is subject to a release by the Federal Office of Economic Affairs and Export Control according to the EU Dual-Use Regulation (VO (EU) 2021/821) for sample recipients in non-EU countries. INSTAND e.V. can only process EQA scheme orders from non-EU countries if the ordering laboratories provide a completed end-use certificate, company profile including contact details (e.g. excerpt from website) and, if applicable, an import permit!

Failure to provide completed documents by the ordering deadline will unfortunately lead to the cancellation of your registration.

Cooperation with:

WHO Collaborating Centre for Arbovirus and Haemorrhagic Fever Reference and Research, Nationales Referenzzentrum für tropische Infektionserreger, Bernhard-Nocht-Institut für Tropenmedizin, Hamburg

	Mar. (2)	Sep. (5)
Registration deadline:	09.01.26	26.06.26
Sample shipment:	10.03.26	25.08.26
Closing Date:	27.03.26	11.09.26



<p>Samples : 6 samples of 1.5 ml Sample properties: Lyophilised cell culture material Shipping Information: Shipping at ambient temperature Certificate Validity: 12 months</p>			<p>participation according to Rili-BÄK: bi-annual</p>
<p>Polymerase chain reaction (PCR) and other nucleic acid amplification techniques (NAT) for SARS-CoV-2-RNA, MERS-CoV-RNA and other human coronavirus RNA</p> <p>Option for differentiation between SARS-CoV-2, MERS-CoV and other human coronaviruses (samples which contain SARS-CoV-2 and MERS-CoV, respectively, are inactivated)</p> <p>Note for laboratories from non-EU countries: The shipment of sample materials for participation in this EQA scheme is subject to a release by the Federal Office of Economic Affairs and Export Control according to the EU Dual-Use Regulation (VO (EU) 2021/821) for sample recipients in non-EU countries. INSTAND e.V. can only process EQA scheme orders from non-EU countries if the ordering laboratories provide a completed end-use certificate, company profile including contact details (e.g. excerpt from website) and, if applicable, an import permit!</p> <p>Failure to provide completed documents by the ordering deadline will unfortunately lead to the cancellation of your registration.</p> <p>Nationales Konsiliarlabor für Coronaviren, Institut für Virologie, Charité - Universitätsmedizin Berlin; Institut für Medizinische Virologie, Uniklinikum Frankfurt am Main</p>			
	June (4)	Nov. (6)	
Registration deadline:	10.04.26	04.09.26	
Sample shipment:	09.06.26	03.11.26	
Closing Date:	26.06.26	20.11.26	



<p>Samples : 4 samples of 1.5 ml Sample properties: Lyophilised plasma or cell culture material Shipping Information: Shipping at ambient temperature Certificate Validity: 12 months</p>					<p>participation according to Rili-BÄK: bi-annual</p>
<p>Polymerase chain reaction (PCR) and other nucleic acid amplification techniques (NAT) for CMV DNA</p>					
	Mar. (2)	June (4)	Sep. (5)	Nov. (6)	
Registration deadline:	09.01.26	10.04.26	26.06.26	04.09.26	
Sample shipment:	10.03.26	09.06.26	25.08.26	03.11.26	
Closing Date:	27.03.26	26.06.26	11.09.26	20.11.26	

Virus Genome Detection - Cytomegalovirus Program 2 - additional Training Program (can only be ordered with program 365)



Enders / Kammel

368

Samples : 4 samples of 1.5 ml
 Sample properties: Lyophilised plasma
 Shipping Information: Shipping at ambient temperature
 Certificate Validity: 12 months

Polymerase chain reaction (PCR) and other nucleic acid amplification techniques (NAT) for CMV DNA

The training samples will contain virus concentrations which fall outside the requirements of the specified Rili-BÄK section B3.

The training program (368) can only be ordered together with the corresponding main EQA scheme (365) for March. Separate certificates will be issued for the training program (368) and the main EQA scheme (365, subject to Rili-BÄK-B3).

Cooperation with:
 Nationale Konsiliarlabore für Cytomegalievirus (CMV): Institut für Virologie, Universitätsklinikum Ulm;
 Institut für Medizinische Virologie und Epidemiologie der Viruskrankheiten, Universitätsklinikum Tübingen

Mar. (2)

Registration deadline:	09.01.26
Sample shipment:	10.03.26
Closing Date:	27.03.26

Virus Genome Detection - Cytomegalovirus Resistance Determination



R. Kaiser / Kammel

349

Samples : 4 samples of 1.5 ml
 Sample properties: Lyophilised plasma or cell culture material
 Shipping Information: Shipping at ambient temperature
 Certificate Validity: 24 months

Polymerase chain reaction (PCR), other nucleic acid amplification techniques (NAT) and sequencing for CMV resistance determination

Cooperation with:
 Nationale Konsiliarlabore für Cytomegalievirus (CMV): Institut für Virologie, Universitätsklinikum Ulm;
 Institut für Medizinische Virologie und Epidemiologie der Viruskrankheiten, Universitätsklinikum Tübingen

Oct. (5)

Registration deadline:	26.06.26
Sample shipment:	25.08.26
Closing Date:	02.10.26

Samples : 4 samples of 1.5 ml (inactivated) Sample properties: Lyophilised plasma or cell culture material Shipping Information: Shipping at ambient temperature Certificate Validity: 12 months		
Polymerase chain reaction (PCR) and other nucleic acid amplification techniques (NAT) for denguevirus RNA Typing of denguevirus Cooperation with: WHO Collaborating Centre for Arbovirus and Haemorrhagic Fever Reference and Research, Nationales Referenzzentrum für tropische Infektionserreger, Bernhard-Nocht-Institut für Tropenmedizin, Hamburg		
	Mar. (2)	Sep. (5)
Registration deadline:	09.01.26	26.06.26
Sample shipment:	10.03.26	25.08.26
Closing Date:	27.03.26	11.09.26



Samples : 4 samples of 1.5 ml Sample properties: Lyophilised cell culture material Shipping Information: Shipping at ambient temperature Certificate Validity: 12 months			participation according to Rili-BÄK: bi-annual
Polymerase chain reaction (PCR) and other nucleic acid amplification techniques (NAT) for enterovirus RNA Typing of enterovirus			
	June (4)	Nov. (6)	
Registration deadline:	10.04.26	04.09.26	
Sample shipment:	09.06.26	03.11.26	
Closing Date:	26.06.26	20.11.26	



Samples : 4 samples of 1.5 ml Sample properties: Lyophilised cell culture material Shipping Information: Shipping at ambient temperature Certificate Validity: 12 months			participation according to Rili-BÄK: bi-annual
Polymerase chain reaction (PCR) and other nucleic acid amplification techniques (NAT) for EBV DNA			
	June (4)	Nov. (6)	
Registration deadline:	10.04.26	04.09.26	
Sample shipment:	09.06.26	03.11.26	
Closing Date:	26.06.26	20.11.26	

<p>Samples : 3 samples of 1.5 ml Sample properties: Lyophilised suspension of feces or cell culture material Shipping Information: Shipping at ambient temperature Certificate Validity: 12 months</p>		
<p>Polymerase chain reaction (PCR) and other nucleic acid amplification techniques (NAT) for simultaneous qualitative detection of gastrointestinal adeno, astro, entero, noro, parecho, rota and sapoviruses, respectively.</p> <p>This program will be completed with currently circulating virus variants.</p> <p>The requirements of the RiliBÄK (Guidelines of the German Medical Association on quality assurance in medical laboratory testing / Bundesärztekammer) will be considered for the detection of the above-mentioned pathogens.</p> <p>This EQA scheme will contain each of the above-mentioned pathogens at least once a year. It is recommended to participate at both EQA scheme terms.</p> <p>Please note: Only results of multiplex tests will be accepted for EQA scheme 430</p> <p>This multiplex EQA scheme is not suitable for (i) 'singleplex' PCRs, (ii) tests for antigen detection, (iii) testing of sensitivity and (iv) typing. For this purpose, we refer to the INSTAND EQA schemes for the corresponding viruses.</p>		
	June (4)	Nov. (6)
Registration deadline:	10.04.26	04.09.26
Sample shipment:	09.06.26	03.11.26
Closing Date:	26.06.26	20.11.26

<p>Samples : 4 samples of 1.5 ml Sample properties: Lyophilised plasma Shipping Information: Shipping at ambient temperature Certificate Validity: 12 months</p>					<p>participation according to Rili-BÄK: bi-annual</p>
<p>Polymerase chain reaction (PCR) and other nucleic acid amplification techniques (NAT) for HAV RNA</p>					
	Mar. (2)	June (4)	Sep. (5)	Nov. (6)	
Registration deadline:	09.01.26	10.04.26	26.06.26	04.09.26	
Sample shipment:	10.03.26	09.06.26	25.08.26	03.11.26	
Closing Date:	27.03.26	26.06.26	11.09.26	20.11.26	

Virus Genome Detection - Hepatitis B Virus Genotyping



Obermeier / Kammel

396

Samples : 4 samples of 1.5 ml
 Sample properties: Lyophilised plasma
 Shipping Information: Shipping at ambient temperature
 Certificate Validity: 24 months

Polymerase chain reaction (PCR), other nucleic acid amplification techniques (NAT) incl. sequencing for HBV genotyping

Cooperation with:
 WHO Collaborating Centre for Blood Products and IVD-Devices, Paul-Ehrlich-Institut, Langen

	Nov. (6)
Registration deadline:	04.09.26
Sample shipment:	03.11.26
Closing Date:	20.11.26

Virus Genome Detection - Hepatitis B Virus Program 1



Obermeier / Kammel

361

Samples : 4 samples of 1.5 ml
 Sample properties: Lyophilised plasma
 Shipping Information: Shipping at ambient temperature
 Certificate Validity: 12 months

participation according to Rili-BÄK:
 bi-annual

Polymerase chain reaction (PCR) and other nucleic acid amplification techniques (NAT) for HBV DNA

	Mar. (2)	June (4)	Sep. (5)	Nov. (6)
Registration deadline:	09.01.26	10.04.26	26.06.26	04.09.26
Sample shipment:	10.03.26	09.06.26	25.08.26	03.11.26
Closing Date:	27.03.26	26.06.26	11.09.26	20.11.26

Virus Genome Detection - Hepatitis B Virus Program 2 - additional Training Program (can only be ordered with program 361)



Obermeier / Kammel

378

Samples : 4 samples of 1.5 ml
 Sample properties: Lyophilised plasma
 Shipping Information: Shipping at ambient temperature
 Certificate Validity: 24 months

Polymerase chain reaction (PCR) and other nucleic acid amplification techniques (NAT) for HBV DNA

The training samples will contain virus concentrations which fall outside the requirements of the specified Rili-BÄK section B3.

The training program (378) can only be ordered together with the corresponding main EQA scheme (361) for March. Separate certificates will be issued for the training program (378) and the main EQA scheme (361, subject to Rili-BÄK-B3).

	Mar. (2)
Registration deadline:	09.01.26
Sample shipment:	10.03.26
Closing Date:	27.03.26

Samples : 4 samples à 0.1 ml* or à 1.5 ml**

Sample properties: *Plasmids in water or **lyophilised plasma

Shipping Information: Shipping at ambient temperature

Certificate Validity: 24 months

Polymerase chain reaction (PCR), other nucleic acid amplification techniques (NAT) and sequencing for HBV resistance determination

Oct. (5)

Registration deadline:

26.06.26

Sample shipment:

25.08.26

Closing Date:

02.10.26

Virus Genome Detection - Hepatitis C Virus Geno-/Subtyping 

Samples : 3-4 samples of 1.5 ml

Sample properties: Lyophilised serum/plasma

Shipping Information: Shipping at ambient temperature

Certificate Validity: 24 months

participation according to Rili-BÄK: yearly

Polymerase chain reaction (PCR) and other nucleic acid amplification techniques (NAT) for HCV geno- and subtype differentiation

Cooperation with:

Nationales Referenzzentrum für Hepatitis-C-Viren, Institut für Virologie, Universitätsklinikum Düsseldorf; Medizinisches Infektiologiezentrum Berlin

Sep. (5)

Registration deadline:


26.06.26

Sample shipment:

25.08.26

Closing Date:

11.09.26

Virus Genome Detection - Hepatitis C Virus Program 1 

Samples : 4 samples of 1.5 ml

Sample properties: Lyophilised plasma

Shipping Information: Shipping at ambient temperature

Certificate Validity: 12 months

participation according to Rili-BÄK: bi-annual

Polymerase chain reaction (PCR) and other nucleic acid amplification techniques (NAT) for HCV RNA

Mar. (2)

June (4)

Sep. (5)

Nov. (6)

Registration deadline:

09.01.26

10.04.26

26.06.26

04.09.26

Sample shipment:

10.03.26

09.06.26

25.08.26

03.11.26

Closing Date:

27.03.26

26.06.26

11.09.26

20.11.26

Virus Genome Detection - Hepatitis C Virus Program 2 - additional Training Program (can only be ordered with program 362)



Timm / Kammel

379

Samples : 4 samples of 1.5 ml
Sample properties: Lyophilised plasma
Shipping Information: Shipping at ambient temperature
Certificate Validity: 12 months

Polymerase chain reaction (PCR) and other nucleic acid amplification techniques (NAT) for HCV RNA

The training samples will contain virus concentrations which fall outside the requirements of the specified Rili-BÄK section B3.

The training program (379) can only be ordered together with the corresponding main EQA scheme (362) for March. Separate certificates will be issued for the training program (379) and the main EQA scheme (362, subject to Rili-BÄK-B3).

Cooperation with:
Nationales Referenzzentrum für Hepatitis-C-Viren, Institut für Virologie, Universitätsklinikum Düsseldorf

Mar. (2)

Registration deadline:	09.01.26
Sample shipment:	10.03.26
Closing Date:	27.03.26

Virus Genome Detection - Hepatitis C Virus Resistance Determination



Timm / Kammel

399

Samples : 2-3 samples of 0.5 ml
Sample properties: Serum/plasma (non-lyophilised)
Shipping Information: Shipping at ambient temperature
Certificate Validity: 24 months

Polymerase chain reaction (PCR), other nucleic acid amplification techniques (NAT) and sequencing for HCV resistance determination

Please note: Only tests in the gene region NSSA will be offered in this EQA scheme. Resistance tests in the gene region NS3 will no longer be offered due to lack of clinical relevance.

Cooperation with:
Nationales Referenzzentrum für Hepatitis-C-Viren, Institut für Virologie, Universitätsklinikum Düsseldorf;
Medizinisches Infektiologiezentrum Berlin

Oct. (5)

Registration deadline:	26.06.26
Sample shipment:	25.08.26
Closing Date:	02.10.26

Virus Genome Detection - Hepatitis D Virus



Rabenau / Kammel

400

Samples : 4 samples of 1.5 ml
 Sample properties: Lyophilised plasma
 Shipping Information: Shipping at ambient temperature
 Certificate Validity: 12 months

Polymerase chain reaction (PCR) and other nucleic acid amplification techniques (NAT) for HDV RNA

Cooperation with:
 WHO Collaborating Centre for Blood Products and IVD-Devices, Paul-Ehrlich-Institut, Langen

	Mar. (2)	Sep. (5)
Registration deadline:	09.01.26	26.06.26
Sample shipment:	10.03.26	25.08.26
Closing Date:	27.03.26	11.09.26

Virus Genome Detection - Hepatitis E Virus



Schubert / Kammel

380

Samples : 4 samples of 1.5 ml
 Sample properties: Lyophilised serum/plasma or suspension of feces
 Shipping Information: Shipping at ambient temperature
 Certificate Validity: 12 months

participation according to Rili-BÄK:
 bi-annual

Polymerase chain reaction (PCR) and other nucleic acid amplification techniques (NAT) for HEV RNA

Cooperation with:
 Nationales Konsiliarlabor für Hepatitis-A-Virus (HAV) und Hepatitis-E-Virus (HEV), Institut für Medizinische Mikrobiologie und Hygiene, Universität Regensburg

	Mar. (2)	June (4)	Sep. (5)	Nov. (6)
Registration deadline:	09.01.26	10.04.26	26.06.26	04.09.26
Sample shipment:	10.03.26	09.06.26	25.08.26	03.11.26
Closing Date:	27.03.26	26.06.26	11.09.26	20.11.26

Virus Genome Detection - Herpes Simplex Virus Type 1/Type 2



Rabenau / Kammel

363

Samples : 6 samples of 1.5 ml
 Sample properties: Lyophilised plasma or cell culture material
 Shipping Information: Shipping at ambient temperature
 Certificate Validity: 12 months

participation according to Rili-BÄK:
 bi-annual

Polymerase chain reaction (PCR) and other nucleic acid amplification techniques (NAT) for differentiation of HSV 1 and HSV 2 DNA

	June (4)	Nov. (6)
Registration deadline:	10.04.26	04.09.26
Sample shipment:	09.06.26	03.11.26
Closing Date:	26.06.26	20.11.26

Virus Genome Detection - HIV-1 (RNA) Program 2 - additional Training Program (can only be ordered with program 360)



R. Kaiser / Kammel

382

Samples : 4 samples of 1.5 ml
 Sample properties: Lyophilised plasma
 Shipping Information: Shipping at ambient temperature
 Certificate Validity: 12 months

Polymerase chain reaction (PCR) and other nucleic acid amplification techniques (NAT) for HIV-1 (RNA)

The training samples will contain virus concentrations which fall outside the requirements of the specified Rili-BÄK section B3.

The training program (382) can only be ordered together with the corresponding main EQA scheme (360) for March. Separate certificates will be issued for the training program (382) and the main EQA scheme (360, subject to Rili-BÄK-B3).

Cooperation with:
 Institut für Medizinische Virologie, Uniklinikum Frankfurt am Main

Mar. (2)

Registration deadline:	09.01.26
Sample shipment:	10.03.26
Closing Date:	27.03.26

Virus Genome Detection - HIV-1 (RNA) Program 1



R. Kaiser / Kammel

360

Samples : 4 samples of 1.5 ml
 Sample properties: Lyophilised plasma
 Shipping Information: Shipping at ambient temperature
 Certificate Validity: 12 months

participation according to Rili-BÄK:
 bi-annual

Polymerase chain reaction (PCR) and other nucleic acid amplification techniques (NAT) for HIV-1 (RNA)

Mar. (2)

June (4)

Sep. (5)

Nov. (6)

Registration deadline:	09.01.26	10.04.26	26.06.26	04.09.26
Sample shipment:	10.03.26	09.06.26	25.08.26	03.11.26
Closing Date:	27.03.26	26.06.26	11.09.26	20.11.26

Virus Genome Detection - HIV-1 Drug Resistance Determination - Standard Program for Protease and Reverse Transcriptase Inhibitors

Obermeier / Kammel

383

Samples : 4 samples of 1.5 ml* or 0.1 ml**
 Sample properties: *Plasma or **Plasmids in water (non-lyophilised)
 Shipping Information: Shipping at ambient temperature
 Certificate Validity: 24 months

Please note: The samples will contain plasmids and heat-inactivated cell culture supernatant viruses respectively!

Polymerase chain reaction (PCR), other nucleic acid amplification techniques (NAT) and sequencing for HIV-1 drug resistance determination of protease inhibitors and reverse transcriptase inhibitors

Cooperation with:
 IMD Labor Frankfurt;
 Institut für Medizinische Virologie, Uniklinikum Frankfurt am Main;
 Institut für Klinische und Molekulare Virologie, Uniklinikum Erlangen;
 Nationales Referenzzentrum für Papillom- und Polyomaviren, Institut für Virologie, Uniklinik Köln;
 Medizinisches Infektiologiezentrum Berlin

Oct. (5)

Registration deadline:	26.06.26
Sample shipment:	25.08.26
Closing Date:	02.10.26

Virus Genome Detection - HIV-1 Drug Resistance Determination - additional Program for Integrase Inhibitors and Tropism Determination

Obermeier / Kammel

384

Samples : 2 samples of 1.1 ml
 Sample properties: Plasma (non-lyophilised)
 Shipping Information: Shipping at ambient temperature
 Certificate Validity: 24 months

Please note: The samples will contain heat-inactivated cell culture supernatant viruses!

Polymerase chain reaction (PCR), other nucleic acid amplification techniques (NAT) and sequencing for HIV-1 drug resistance determination of integrase inhibitors and determination of tropism

Cooperation with:
 IMD Labor Frankfurt;
 Institut für Medizinische Virologie, Uniklinikum Frankfurt am Main;
 Institut für Klinische und Molekulare Virologie, Uniklinikum Erlangen;
 Nationales Referenzzentrum für Papillom- und Polyomaviren, Institut für Virologie, Uniklinik Köln;
 Medizinisches Infektiologiezentrum Berlin

Oct. (5)

Registration deadline:	26.06.26
Sample shipment:	25.08.26
Closing Date:	02.10.26

Virus Genome Detection - HIV-2 (RNA)



Obermeier / Kammel

395

Samples : 4 samples of 1.5 ml
 Sample properties: Lyophilised serum/plasma
 Shipping Information: Shipping at ambient temperature
 Certificate Validity: 12 months

Polymerase chain reaction (PCR) and other nucleic acid amplification techniques (NAT) for HIV-2 (RNA)

Cooperation with:
 Institut für Medizinische Virologie, Uniklinikum Frankfurt am Main

June (4)

Nov. (6)

Registration deadline:	10.04.26	04.09.26
Sample shipment:	09.06.26	03.11.26
Closing Date:	26.06.26	20.11.26

Virus Genome Detection - Human Herpesvirus 6 (HHV-6)



Timm / Kammel

405

Samples : 4 samples of 1.5 ml
 Sample properties: Lyophilised cell culture material
 Shipping Information: Shipping at ambient temperature
 Certificate Validity: 12 months

Polymerase chain reaction (PCR) and other nucleic acid amplification techniques (NAT) for human herpesvirus 6 (HHV-6) - DNA

Cooperation with:
 Institut für Virologie, Universitätsklinikum Düsseldorf

Mar. (2)

Sep. (5)

Registration deadline:	09.01.26	26.06.26
Sample shipment:	10.03.26	25.08.26
Closing Date:	27.03.26	11.09.26



Samples : 4 samples of 1.5 ml Sample properties: Lyophilised cell culture material Shipping Information: Shipping at ambient temperature Certificate Validity: 24 months	
Polymerase chain reaction (PCR) and other nucleic acid amplification techniques (NAT) for human herpesvirus 8 (HHV-8) - DNA	
Cooperation with: Institut für Virologie, Medizinische Hochschule Hannover	
	Mar. (2)
Registration deadline:	09.01.26
Sample shipment:	10.03.26
Closing Date:	27.03.26



Samples : 4 samples of 1.5 ml Sample properties: Lyophilised cell culture material Shipping Information: Shipping at ambient temperature Certificate Validity: 12 months	
Polymerase chain reaction (PCR) and other nucleic acid amplification techniques (NAT) for human metapneumovirus RNA	
Cooperation with: Institut für Virologie, Universitätsklinikum Düsseldorf; Institut für Virologie und Immunbiologie, Universität Würzburg; Nationales Konsiliarlabor für respiratorische Syncytialviren (RSV), Parainfluenzaviren, Metapneumoviren, Robert Koch-Institut, Berlin	
	June (4) Nov. (6)
Registration deadline:	10.04.26 04.09.26
Sample shipment:	09.06.26 03.11.26
Closing Date:	26.06.26 20.11.26



Samples : 5 samples of 1.5 ml Sample properties: Lyophilised cell culture material or biopsy material Shipping Information: Shipping at ambient temperature Certificate Validity: 12 months		participation according to Rili-BÄK: bi-annual
Polymerase chain reaction (PCR), other nucleic acid amplification techniques (NAT) and hybridization for HPV DNA Differentiation of ,high risk' and ,low risk' types, and typing of ,high risk' HPV and ,low risk' HPV		
Cooperation with: Nationales Referenzzentrum für Papillom- und Polyomaviren, Institut für Virologie, Uniklinik Köln		
	June (4) Nov. (6)	
Registration deadline:	10.04.26 04.09.26	
Sample shipment:	09.06.26 03.11.26	
Closing Date:	26.06.26 20.11.26	

Virus Genome Detection - Human Rhinoviruses



Knies / Kammel

393

Samples : 4 samples of 1.5 ml
 Sample properties: Lyophilised cell culture material
 Shipping Information: Shipping at ambient temperature
 Certificate Validity: 12 months

Polymerase chain reaction (PCR) and other nucleic acid amplification techniques (NAT) for HRV RNA
 Typing of human rhinovirus

Cooperation with:
 Institut für Virologie, Universitätsklinikum Düsseldorf;
 Institut für Virologie und Immunbiologie, Universität Würzburg;
 Nationales Konsiliarlabor für respiratorische Syncytialviren (RSV), Parainfluenzaviren, Metapneumoviren,
 Robert Koch-Institut, Berlin

	June (4)	Nov. (6)
Registration deadline:	10.04.26	04.09.26
Sample shipment:	09.06.26	03.11.26
Closing Date:	26.06.26	20.11.26

Virus Genome Detection - JC Virus



Silling / Kammel

394

Samples : 4 samples of 1.5 ml
 Sample properties: Lyophilised cell culture material or suspension of urine
 Shipping Information: Shipping at ambient temperature
 Certificate Validity: 12 months

Polymerase chain reaction (PCR) and other nucleic acid amplification techniques (NAT) for JC virus DNA

Cooperation with:
 Nationales Referenzzentrum für Papillom- und Polyomaviren, Institut für Virologie, Uniklinik Köln

	Mar. (2)	Sep. (5)
Registration deadline:	09.01.26	26.06.26
Sample shipment:	10.03.26	25.08.26
Closing Date:	27.03.26	11.09.26

Virus Genome Detection - Measles Virus



Enders / Kammel

386

Samples : 4 samples of 1.5 ml
 Sample properties: Lyophilised cell culture material
 Shipping Information: Shipping at ambient temperature
 Certificate Validity: 12 months

participation according to Rili-BÄK:
 bi-annual

Polymerase chain reaction (PCR) and other nucleic acid amplification techniques (NAT) for measles virus RNA
 Typing of measles virus

Cooperation with:
 Nationales Referenzzentrum für Masern, Mumps, Röteln, Robert Koch-Institut, Berlin

	July (4)	Dec. (6)
Registration deadline:	10.04.26	04.09.26
Sample shipment:	09.06.26	03.11.26
Closing Date:	10.07.26	04.12.26



Samples : 4 samples of 1.5 ml Sample properties: Lyophilised cell culture material (inactivated) Shipping Information: Shipping at ambient temperature Certificate Validity: 12 months		
Monkeypox virus (DNA) - quantitative Orthopoxviruses (DNA) – quantitative Orthopoxviruses (DNA) – type identification	Monkeypox virus (DNA) - qualitative Orthopoxviruses (DNA) – qualitative	
The shipment of sample materials for participation in this EQA scheme is subject to a release by the Federal Office of Economic Affairs and Export Control according to the EU Dual-Use Regulation (VO (EU) 2021/821) for sample recipients in non-EU countries. INSTAND e.V. can only process EQA scheme orders from non-EU countries if the ordering laboratories provide a completed end-use certificate, company profile including contact details (e.g. excerpt from website) and, if applicable, an import permit! Incomplete data will unfortunately lead to cancellation of your registration. Cooperation with: Nationales Konsiliarlabor für Pockenviren, Robert Koch-Institut, Zentrum für Biologische Gefahren und Spezielle Pathogene, ZBS 1 - Hochpathogene Viren, Berlin		
	Mar. (2)	Sep. (5)
Registration deadline:	09.01.26	26.06.26
Sample shipment:	10.03.26	25.08.26
Closing Date:	27.03.26	11.09.26



Samples : 4 samples of 1.5 ml Sample properties: Lyophilised cell culture material Shipping Information: Shipping at ambient temperature Certificate Validity: 12 months		
Polymerase chain reaction (PCR) and other nucleic acid amplification techniques (NAT) for mumps virus RNA Typing of mumps virus		
Cooperation with: Nationales Referenzzentrum für Masern, Mumps, Röteln, Robert Koch-Institut, Berlin		
	July (4)	Dec. (6)
Registration deadline:	10.04.26	04.09.26
Sample shipment:	09.06.26	03.11.26
Closing Date:	10.07.26	04.12.26

participation according to Rili-BÄK: bi-annual



Samples : 4 samples of 1.5 ml Sample properties: Lyophilised suspension of feces Shipping Information: Shipping at ambient temperature Certificate Validity: 12 months		
Polymerase chain reaction (PCR) and other nucleic acid amplification techniques (NAT) for norovirus RNA with the option for differentiation in genogroup I and II		
Cooperation with: Nationales Konsiliarlabor für Noroviren, Robert Koch-Institut, Berlin; Nationales Konsiliarlabor für Hepatitis-A-Virus (HAV) und Hepatitis-E-Virus (HEV), Institut für Medizinische Mikrobiologie und Hygiene, Universität Regensburg; Institut für Virologie, Medizinische Hochschule Hannover		
	Mar. (2)	Nov. (6)
Registration deadline:	09.01.26	04.09.26
Sample shipment:	10.03.26	03.11.26
Closing Date:	27.03.26	20.11.26

participation according to Rili-BÄK: bi-annual

**Virus Genome Detection -
Panel for Viral Meningitis / Encephalitis for Multiplex Tests**



R. Kaiser / Kammel

433

Samples : 4 samples of 1.5 ml
Sample properties: Lyophilised cell culture material
Shipping Information: Shipping at ambient temperature
Certificate Validity: 12 months

Polymerase chain reaction (PCR) and other nucleic acid amplification techniques (NAT) for simultaneous qualitative detection of adenoviruses , cytomegalovirus, enteroviruses , Epstein Barr virus, herpes simplex virus type 1, herpes simplex virus type 2, human herpesvirus 6, parechovirus and varicella zoster virus, respectively.

This program will be completed with currently circulating virus variants.

The requirements of the RiliBÄK (Guidelines of the German Medical Association on quality assurance in medical laboratory testing / Bundesärztekammer) will be considered for the detection of the above-mentioned pathogens.

This EQA scheme will contain each of the above-mentioned pathogens at least once a year.
It is recommended to participate at both EQA scheme terms.

Please note: Only results of multiplex tests will be accepted for EQA scheme 433

This multiplex EQA scheme is not suitable for (i) 'singleplex' PCRs, (ii) tests for antigen detection, (iii) testing of sensitivity and (iv) typing. For this purpose, we refer to the INSTAND EQA schemes for the corresponding viruses.

	June (4)	Nov. (6)
Registration deadline:	10.04.26	04.09.26
Sample shipment:	09.06.26	03.11.26
Closing Date:	26.06.26	20.11.26

Virus Genome Detection - Parainfluenza Viruses



Knies / Kammel

388

Samples : 4 samples of 1.5 ml
Sample properties: Lyophilised cell culture material
Shipping Information: Shipping at ambient temperature
Certificate Validity: 12 months

Polymerase chain reaction (PCR) and other nucleic acid amplification techniques (NAT) for parainfluenza virus RNA
Typing of parainfluenza virus

Cooperation with:
Institut für Virologie, Universitätsklinikum Düsseldorf;
Institut für Virologie und Immunbiologie, Universität Würzburg;
Nationales Konsiliarlabor für respiratorische Syncytialviren (RSV), Parainfluenzaviren, Metapneumoviren, Robert Koch-Institut, Berlin

	Mar. (2)	Sep. (5)
Registration deadline:	09.01.26	26.06.26
Sample shipment:	10.03.26	25.08.26
Closing Date:	27.03.26	11.09.26



Samples : 4 samples of 1.5 ml
 Sample properties: Lyophilised cell culture material
 Shipping Information: Shipping at ambient temperature
 Certificate Validity: 12 months

Polymerase chain reaction (PCR) and other nucleic acid amplification techniques (NAT) for Parechovirus (RNA)

Cooperation with:
 Nationales Referenzzentrum für Poliomyelitis und Enteroviren, Robert Koch-Institut, Berlin

	Mar. (2)	Sep. (5)
Registration deadline:	09.01.26	26.06.26
Sample shipment:	10.03.26	25.08.26
Closing Date:	27.03.26	11.09.26



Samples : 4 samples of 1.5 ml
 Sample properties: Lyophilised plasma
 Shipping Information: Shipping at ambient temperature
 Certificate Validity: 12 months

participation according to Rili-BÄK:
 bi-annual

Polymerase chain reaction (PCR) and other nucleic acid amplification techniques (NAT) for parvovirus B19 DNA

	Mar. (2)	June (4)	Sep. (5)	Nov. (6)
Registration deadline:	09.01.26	10.04.26	26.06.26	04.09.26
Sample shipment:	10.03.26	09.06.26	25.08.26	03.11.26
Closing Date:	27.03.26	26.06.26	11.09.26	20.11.26

Samples : 4 samples of 1.5 ml
 Sample properties: Lyophilised samples (inactivated, vaccine)
 Shipping Information: Shipping at ambient temperature
 Certificate Validity: 24 months

Polymerase chain reaction (PCR) and other nucleic acid amplification techniques (NAT) for rabies virus RNA

Note for laboratories from non-EU countries:

The shipment of sample materials for participation in this EQA scheme is subject to a release by the Federal Office of Economic Affairs and Export Control according to the EU Dual-Use Regulation (VO (EU) 2021/821) for sample recipients in non-EU countries. INSTAND e.V. can only process EQA scheme orders from non-EU countries if the ordering laboratories provide a completed end-use certificate, company profile including contact details (e.g. excerpt from website) and, if applicable, an import permit!

Failure to provide completed documents by the ordering deadline will unfortunately lead to the cancellation of your registration.

Cooperation with:
 Nationales Konsiliarlaboratorium für Tollwut, Institut für Virologie, Universitätsklinikum Essen

	Sep. (5)
Registration deadline:	26.06.26
Sample shipment:	25.08.26
Closing Date:	11.09.26

Samples : 4 samples of 1.5 ml
 Sample properties: Lyophilised cell culture material
 Shipping Information: Shipping at ambient temperature
 Certificate Validity: 12 months

Polymerase chain reaction (PCR) and other nucleic acid amplification techniques (NAT) for simultaneous qualitative detection of respiratory adeno, boca, corona, entero, human metapneumo, human rhino, influenza A and B viruses incl. avian influenza A viruses, parecho, parainfluenza, respiratory syncytial viruses (groups A and B) and SARS-CoV-2 (inactivated), respectively.

This program will be completed with currently circulating virus variants.

Some of the samples can contain chemically inactivated avian influenza A viruses.

The requirements of the RiliBÄK (Guidelines of the German Medical Association on quality assurance in medical laboratory testing / Bundesärztekammer) will be considered for the detection of the above-mentioned pathogens.

This EQA scheme will contain each of the above-mentioned pathogens at least once a year. It is recommended to participate at both EQA scheme terms.

Please note: Only results of multiplex tests will be accepted for EQA scheme 431

This multiplex EQA scheme is not suitable for (i) 'singleplex' PCRs, (ii) tests for antigen detection, (iii) testing of sensitivity and (iv) typing. For this purpose, we refer to the INSTAND EQA schemes for the corresponding viruses.

Note for laboratories from non-EU countries:

The shipment of sample materials for participation in this EQA scheme is subject to a release by the Federal Office of Economic Affairs and Export Control according to the EU Dual-Use Regulation (VO (EU) 2021/821) for sample recipients in non-EU countries. INSTAND e.V. can only process EQA scheme orders from non-EU countries if the ordering laboratories provide a completed end-use certificate, company profile including contact details (e.g. excerpt from website) and, if applicable, an import permit!

Failure to provide completed documents by the ordering deadline will unfortunately lead to the cancellation of your registration.

	June (4)	Nov. (6)
Registration deadline:	10.04.26	04.09.26
Sample shipment:	09.06.26	03.11.26
Closing Date:	26.06.26	20.11.26

Samples : 4 samples of 1.5 ml
 Sample properties: Lyophilised cell culture material
 Shipping Information: Shipping at ambient temperature
 Certificate Validity: 12 months

Polymerase chain reaction (PCR) and other nucleic acid amplification techniques (NAT) for simultaneous qualitative detection of influenza A and B viruses incl. avian influenza A viruses, respiratory syncytial viruses (groups A and B) and SARS-CoV-2 (inactivated).

This program will be completed with currently circulating virus variants.

Some of the samples can contain chemically inactivated avian influenza A viruses.

The requirements of the RilibÄK (Guidelines of the German Medical Association on quality assurance in medical laboratory testing / Bundesärztekammer) will be considered for the detection of the above-mentioned pathogens.

Please note: Only results of multiplex tests will be accepted for EQA scheme 432

This multiplex EQA scheme is not suitable for (i) 'singleplex' PCRs, (ii) tests for antigen detection, (iii) testing of sensitivity and (iv) typing. For this purpose, we refer to the INSTAND EQA schemes for the corresponding viruses.

Note for laboratories from non-EU countries: The shipment of sample materials for participation in this EQA scheme is subject to a release by the Federal Office of Economic Affairs and Export Control according to the EU Dual-Use Regulation (VO (EU) 2021/821) for sample recipients in non-EU countries. INSTAND e.V. can only process EQA scheme orders from non-EU countries if the ordering laboratories provide a completed end-use certificate, company profile including contact details (e.g. excerpt from website) and, if applicable, an import permit!

Failure to provide completed documents by the ordering deadline will unfortunately lead to the cancellation of your registration.

	June (4)	Nov. (6)
Registration deadline:	10.04.26	04.09.26
Sample shipment:	09.06.26	03.11.26
Closing Date:	26.06.26	20.11.26

Samples : 4 samples of 1.5 ml
 Sample properties: Lyophilised suspension of feces
 Shipping Information: Shipping at ambient temperature
 Certificate Validity: 12 months

Polymerase chain reaction (PCR) and other nucleic acid amplification techniques (NAT) for rotavirus RNA
 Typing of rotavirus

Cooperation with:
 Nationales Konsiliarlabor für Rotaviren, Robert Koch-Institut, Berlin

	June (4)	Nov. (6)
Registration deadline:	10.04.26	04.09.26
Sample shipment:	09.06.26	03.11.26
Closing Date:	26.06.26	20.11.26



Samples : 4 samples of 1.5 ml
 Sample properties: Lyophilised cell culture material
 Shipping Information: Shipping at ambient temperature
 Certificate Validity: 12 months

participation according to Rili-BÄK:
 bi-annual

Polymerase chain reaction (PCR) and other nucleic acid amplification techniques (NAT) for rubella virus RNA
 Typing of rubella virus

Cooperation with:
 Nationales Referenzzentrum für Masern, Mumps, Röteln, Robert Koch-Institut, Berlin

	July (4)	Dec. (6)
Registration deadline:	10.04.26	04.09.26
Sample shipment:	09.06.26	03.11.26
Closing Date:	10.07.26	04.12.26

Samples : 5 samples of 1.5 ml
 Sample properties: Lyophilised cell culture material
 Shipping Information: Shipping at ambient temperature
 Certificate Validity: 12 months

participation according to Rili-BÄK:
 bi-annual

The sample set contains defined samples with SARS-CoV-2 (full virus, inactivated).

Polymerase chain reaction (PCR) and other nucleic acid amplification techniques (NAT) for SARS-CoV-2

Cooperation with:
 Nationales Konsiliarlabor für Coronaviren, Institut für Virologie, Charité - Universitätsmedizin Berlin;
 Institut für Medizinische Virologie, Uniklinikum Frankfurt am Main

	Mar. (2)	June (4)	Sep. (5)	Nov. (6)
Registration deadline:	09.01.26	10.04.26	26.06.26	04.09.26
Sample shipment:	10.03.26	09.06.26	25.08.26	03.11.26
Closing Date:	27.03.26	26.06.26	11.09.26	20.11.26

Samples : 3-5 samples of 1.5 ml
 Sample properties: Lyophilised cell culture material (inactivated)
 Shipping Information: Shipping at ambient temperature
 Certificate Validity: 12 months

Differentiation of SARS-CoV-2 variants with clinical relevance using whole genome sequencing

Please note: Submitted sequences are evaluated for sequence quality both in the S gene and separately in the whole genome.

Cooperation with:
 Nationales Konsiliarlabor für Coronaviren, Institut für Virologie, Charité – Universitätsmedizin Berlin;
 Medizinisches Infektiologiezentrum Berlin;
 Abt. Methodenentwicklung und Forschungsinfrastruktur, Robert Koch-Institut, Berlin

	Apr. (2)	Sep. (5)
Registration deadline:	09.01.26	26.06.26
Sample shipment:	10.03.26	25.08.26
Closing Date:	10.04.26	25.09.26



Samples : 4 samples of 1.5 ml Sample properties: Lyophilised plasma Shipping Information: Shipping at ambient temperature Certificate Validity: 24 months	
Polymerase chain reaction (PCR) and other nucleic acid amplification techniques (NAT) for Torque teno virus (TTV) DNA	
Cooperation with: Institut für Virologie, Uniklinik Köln	
	Sep. (5)
Registration deadline:	26.06.26
Sample shipment:	25.08.26
Closing Date:	11.09.26



Samples : 4 samples of 1.5 ml Sample properties: Lyophilised plasma or cell culture material Shipping Information: Shipping at ambient temperature Certificate Validity: 12 months		participation according to Rili-BÄK: bi-annual
Polymerase chain reaction (PCR) and other nucleic acid amplification techniques (NAT) for VZV DNA		
	June (4)	Nov. (6)
Registration deadline:	10.04.26	04.09.26
Sample shipment:	09.06.26	03.11.26
Closing Date:	26.06.26	20.11.26



Samples : 6 samples of 1.5 ml Sample properties: Lyophilised plasma and cell culture material (inactivated) Shipping Information: Shipping at ambient temperature Certificate Validity: 12 months		participation according to Rili-BÄK: bi-annual		
Polymerase chain reaction (PCR) and other nucleic acid amplification techniques (NAT) for West Nile virus RNA Typing of West Nile virus (Lineage determination)				
Cooperation with: WHO Collaborating Centre for Arbovirus and Haemorrhagic Fever Reference and Research, Nationales Referenzzentrum für tropische Infektionserreger, Bernhard-Nocht-Institut für Tropenmedizin, Hamburg				
	Mar. (2)	June (4)	Sep. (5)	Nov. (6)
Registration deadline:	09.01.26	10.04.26	26.06.26	04.09.26
Sample shipment:	10.03.26	09.06.26	25.08.26	03.11.26
Closing Date:	27.03.26	26.06.26	11.09.26	20.11.26

Samples : 4 samples of 1.5 ml
 Sample properties: Lyophilised plasma or cell culture material (inactivated)
 Shipping Information: Shipping at ambient temperature
 Certificate Validity: 12 months

Polymerase chain reaction (PCR) and other nucleic acid amplification techniques (NAT) for Zika virus RNA

Typing of Zika virus (Lineage determination)

Cooperation with:
 WHO Collaborating Centre for Arbovirus and Haemorrhagic Fever Reference and Research, Nationales Referenzzentrum für tropische Infektionserreger, Bernhard-Nocht-Institut für Tropenmedizin, Hamburg

	Mar. (2)	Sep. (5)
Registration deadline:	09.01.26	26.06.26
Sample shipment:	10.03.26	25.08.26
Closing Date:	27.03.26	11.09.26

Virus immunology

Virus Immunology - Borna Viruses (Ab)

Samples : 10 samples of 100 µl
 Sample properties: Liquid serum/plasma
 Shipping Information: Shipping at ambient temperature
 Certificate Validity: 24 months

Anti-borna virus IgG

Cooperation with:
 WHO Collaborating Centre for Arbovirus and Haemorrhagic Fever Reference and Research, Nationales Referenzzentrum für tropische Infektionserreger, Bernhard-Nocht-Institut für Tropenmedizin, Hamburg

	June (4)
Registration deadline:	10.04.26
Sample shipment:	09.06.26
Closing Date:	26.06.26

Virus Immunology - Chikungunya Virus (Ab)

Samples : 4 samples of 0.3 ml
 Sample properties: Liquid serum (inactivated in case of chikungunya virus RNA positive samples)
 Shipping Information: Shipping at ambient temperature
 Certificate Validity: 24 months

Anti-CHIKV IgG Anti-CHIKV IgG - avidity Anti-CHIKV IgM

Cooperation with:
 WHO Collaborating Centre for Arbovirus and Haemorrhagic Fever Reference and Research, Nationales Referenzzentrum für tropische Infektionserreger, Bernhard-Nocht-Institut für Tropenmedizin, Hamburg

	Sep. (5)
Registration deadline:	26.06.26
Sample shipment:	25.08.26
Closing Date:	11.09.26



Samples : 2 samples of 0.5 ml Sample properties: Liquid serum Shipping Information: Shipping at ambient temperature Certificate Validity: 12 months				
Anti-CMV IgG	Anti-CMV IgG - avidity	Anti-CMV IgM		
	Mar. (2)	June (4)	Sep. (5)	Nov. (6)
Registration deadline:	09.01.26	10.04.26	26.06.26	04.09.26
Sample shipment:	10.03.26	09.06.26	25.08.26	03.11.26
Closing Date:	27.03.26	26.06.26	11.09.26	20.11.26



Samples : 4 samples of 0.3 ml Sample properties: Liquid serum (inactivated in case of dengue virus RNA positive samples) Shipping Information: Shipping at ambient temperature Certificate Validity: 12 months		
Anti-dengue virus IgG clinical interpretation	Anti-dengue virus IgM	dengue virus-NS1 Ag
For POCT systems: Please ensure that the sample matrix used in the EQA scheme is suitable for your test system. In case of uncertainty, we recommend contacting the manufacturer or supplier of your device.		
Cooperation with: WHO Collaborating Centre for Arbovirus and Haemorrhagic Fever Reference and Research, Nationales Referenzzentrum für tropische Infektionserreger, Bernhard-Nocht-Institut für Tropenmedizin, Hamburg		
	Mar. (2)	Sep. (5)
Registration deadline:	09.01.26	26.06.26
Sample shipment:	10.03.26	25.08.26
Closing Date:	27.03.26	11.09.26



Samples : 2 samples of 0.6 ml Sample properties: Liquid serum Shipping Information: Shipping at ambient temperature Certificate Validity: 12 months		
Antibodies against EBV with and without differentiation of antigen specificity (incl. avidity) and heterophilic antibodies		
clinical interpretation		
For POCT systems: Please ensure that the sample matrix used in the EQA scheme is suitable for your test system. In case of uncertainty, we recommend contacting the manufacturer or supplier of your device.		
The following parameters are not considered for the 'certificate' (only stated in the 'certificate of participation'): anti-EA IgG, anti-EA IgA, anti-EA IgM, anti-EA, anti-VCA IgA, anti-EBV IgA and strip-immunoblot anti-EBV IgA		
	June (4)	Nov. (6)
Registration deadline:	10.04.26	04.09.26
Sample shipment:	09.06.26	03.11.26
Closing Date:	26.06.26	20.11.26

Samples : 4 samples of 0.5 ml
 Sample properties: Liquid serum (inactivated in case of Hantavirus RNA positive samples)
 Shipping Information: Shipping at ambient temperature
 Certificate Validity: 12 months



Antibodies against hantaviruses (IgG and IgM) and differentiation of serotype specific antibodies
 Status of hantavirus infection

For POCT systems: Please ensure that the sample matrix used in the EQA scheme is suitable for your test system. In case of uncertainty, we recommend contacting the manufacturer or supplier of your device.

Cooperation with:
 Nationales Konsiliarlabor für Hantaviren, Charité - Universitätsmedizin Berlin,
 Campus Mitte, Institut für Virologie, Berlin

	Mar. (2)	Sep. (5)
Registration deadline:	09.01.26	26.06.26
Sample shipment:	10.03.26	25.08.26
Closing Date:	27.03.26	11.09.26

Virus Immunology - Hepatitis A Virus (Ab)



Samples : 4 samples of 0.5 ml
 Sample properties: Liquid serum
 Shipping Information: Shipping at ambient temperature
 Certificate Validity: 12 months

participation according to Rili-BÄK:
 bi-annual

Anti-HAV IgG / Anti-HAV total

Anti-HAV IgM

	Mar. (2)	June (4)	Sep. (5)	Nov. (6)
Registration deadline:	09.01.26	10.04.26	26.06.26	04.09.26
Sample shipment:	10.03.26	09.06.26	25.08.26	03.11.26
Closing Date:	27.03.26	26.06.26	11.09.26	20.11.26

Virus Immunology - Hepatitis B Virus Program 1
 (HBsAg, Anti-HBs, Anti-HBc)



Samples : 12 samples of 1 mL or 0.75 mL
 Sample properties: Liquid serum
 Shipping Information: Shipping at ambient temperature
 Certificate Validity: 12 months

participation according to Rili-BÄK:
 bi-annual



HBsAg (1 ml)

Confirmation test HBsAg

Anti-HBs (0.75 ml)

Anti-HBc (0.75 ml)

For POCT systems: Please ensure that the sample matrix used in the EQA scheme is suitable for your test system. In case of uncertainty, we recommend contacting the manufacturer or supplier of your device.

	Mar. (2)	June (4)	Sep. (5)	Nov. (6)
Registration deadline:	09.01.26	10.04.26	26.06.26	04.09.26
Sample shipment:	10.03.26	09.06.26	25.08.26	03.11.26
Closing Date:	27.03.26	26.06.26	11.09.26	20.11.26

Virus Immunology - Hepatitis B Virus Program 2 (Anti-HBc-IgM, HBeAg, Anti-HBe)



Obermeier / Kammel

345

Samples : 6 samples of 0.5 ml
 Sample properties: Liquid serum
 Shipping Information: Shipping at ambient temperature
 Certificate Validity: 12 months

participation according to Rili-BÄK:
 bi-annual



Anti-HBc IgM	HBeAg	Anti-HBe		
	Mar. (2)	June (4)	Sep. (5)	Nov. (6)
Registration deadline:	09.01.26	10.04.26	26.06.26	04.09.26
Sample shipment:	10.03.26	09.06.26	25.08.26	03.11.26
Closing Date:	27.03.26	26.06.26	11.09.26	20.11.26

Virus Immunology - Hepatitis C Virus (Ab and HCV Antigen)



Timm / Kammel

346

Samples : 4 samples of 0.5 ml
 Sample properties: Liquid serum/plasma
 Shipping Information: Shipping at ambient temperature
 Certificate Validity: 12 months

participation according to Rili-BÄK:
 bi-annual



Screening test anti-HCV and combined detection anti-HCV and HCV antigen
 HCV antigen
 Complementary test (blot) anti-HCV

For POCT systems: Please ensure that the sample matrix used in the EQA scheme is suitable for your test system. In case of uncertainty, we recommend contacting the manufacturer or supplier of your device.

	Mar. (2)	June (4)	Sep. (5)	Nov. (6)
Registration deadline:	09.01.26	10.04.26	26.06.26	04.09.26
Sample shipment:	10.03.26	09.06.26	25.08.26	03.11.26
Closing Date:	27.03.26	26.06.26	11.09.26	20.11.26

Virus Immunology - Hepatitis D Virus (Ab)



Rabenau / Kammel

347

Samples : 2 samples of 0.5 ml
 Sample properties: Liquid serum/plasma
 Shipping Information: Shipping at ambient temperature
 Certificate Validity: 12 months

Anti-HDV IgG / Anti-HDV total

Anti-HDV IgM

	June (4)	Nov. (6)
Registration deadline:	10.04.26	04.09.26
Sample shipment:	09.06.26	03.11.26
Closing Date:	26.06.26	20.11.26



Samples : 2 samples of 0.4 ml
 Sample properties: Liquid serum
 Shipping Information: Shipping at ambient temperature
 Certificate Validity: 12 months

Anti-HEV IgG

Anti-HEV IgM

	June (4)	Nov. (6)
Registration deadline:	10.04.26	04.09.26
Sample shipment:	09.06.26	03.11.26
Closing Date:	26.06.26	20.11.26



Samples : 2 samples of 0.5 ml
 Sample properties: Liquid serum
 Shipping Information: Shipping at ambient temperature
 Certificate Validity: 12 months

Anti-HSV 1/2 IgG

Anti-HSV 1/2 IgG - avidity

Anti-HSV 1 IgG

Anti-HSV 1 IgG - avidity

Anti-HSV 2 IgG

Anti-HSV 2 IgG - avidity

Anti-HSV 1/2 IgM

Anti-HSV 1 IgM

Anti-HSV 2 IgM

	June (4)	Nov. (6)
Registration deadline:	10.04.26	04.09.26
Sample shipment:	09.06.26	03.11.26
Closing Date:	26.06.26	20.11.26



Samples : 2 samples of 0.75 ml
 Sample properties: Liquid serum
 Shipping Information: Shipping at ambient temperature
 Certificate Validity: 12 months

participation according to Rili-BÄK:
 bi-annual



HIV-1 p24 Ag

HIV-1 p24 Ag Confirmation test

For POCT systems: Please ensure that the sample matrix used in the EQA scheme is suitable for your test system. In case of uncertainty, we recommend contacting the manufacturer or supplier of your device.

	Mar. (2)	June (4)	Sep. (5)	Nov. (6)
Registration deadline:	09.01.26	10.04.26	26.06.26	04.09.26
Sample shipment:	10.03.26	09.06.26	25.08.26	03.11.26
Closing Date:	27.03.26	26.06.26	11.09.26	20.11.26



Samples : 4 samples of 0.75 ml
 Sample properties: Liquid serum/plasma
 Shipping Information: Shipping at ambient temperature
 Certificate Validity: 12 months

participation according to Rili-BÄK:
 bi-annual



Screening test anti-HIV-1 / anti-HIV-2 (3rd and 4th Generation)
 Confirmation test (blot and other confirmatory test) anti-HIV-1 / anti-HIV-2
 Confirmation test (blot and other confirmatory test) anti-HIV-1
 Confirmation test (blot and other confirmatory test) anti-HIV-2

For POCT systems: Please ensure that the sample matrix used in the EQA scheme is suitable for your test system. In case of uncertainty, we recommend contacting the manufacturer or supplier of your device.

	Mar. (2)	June (4)	Sep. (5)	Nov. (6)
Registration deadline:	09.01.26	10.04.26	26.06.26	04.09.26
Sample shipment:	10.03.26	09.06.26	25.08.26	03.11.26
Closing Date:	27.03.26	26.06.26	11.09.26	20.11.26



Samples : 4 samples of 0.5 ml
 Sample properties: Liquid serum/plasma
 Shipping Information: Shipping at ambient temperature
 Certificate Validity: 12 months

Screening test anti-HTLV-1 / anti-HTLV-2
 Confirmation test (Blot and other confirmation test) anti-HTLV-1 / anti-HTLV-2

Cooperation with:
 Institut für Klinische und Molekulare Virologie, Uniklinikum Erlangen

	June (4)	Nov. (6)
Registration deadline:	10.04.26	04.09.26
Sample shipment:	09.06.26	03.11.26
Closing Date:	26.06.26	20.11.26



Samples : 2 samples of 0.5 ml
 Sample properties: Liquid serum
 Shipping Information: Shipping at ambient temperature
 Certificate Validity: 12 months

participation according to Rili-BÄK:
 bi-annual

Anti-measles virus IgG Anti-measles virus IgG - avidity Anti-measles virus IgM

	June (4)	Nov. (6)
Registration deadline:	10.04.26	04.09.26
Sample shipment:	09.06.26	03.11.26
Closing Date:	26.06.26	20.11.26

Virus Immunology - Mumps Virus (Ab)



Enders / Kammel

356

Samples : 2 samples of 0.5 ml Sample properties: Liquid serum Shipping Information: Shipping at ambient temperature Certificate Validity: 12 months			participation according to Rili-BÄK: bi-annual
Anti-mumps virus IgG	Anti-mumps virus IgG - avidity	Anti-mumps virus IgM	
	June (4)	Nov. (6)	
Registration deadline:	10.04.26	04.09.26	
Sample shipment:	09.06.26	03.11.26	
Closing Date:	26.06.26	20.11.26	

Virus Immunology - Parvovirus B19 (Ab)



Enders / Kammel

342

Samples : 4 samples of 0.5 ml Sample properties: Liquid serum/plasma Shipping Information: Shipping at ambient temperature Certificate Validity: 12 months			
Anti-parvovirus B19 IgG	Anti-parvovirus B19 IgG - avidity	Anti-parvovirus B19 IgM	
	June (4)	Nov. (6)	
Registration deadline:	10.04.26	04.09.26	
Sample shipment:	09.06.26	03.11.26	
Closing Date:	26.06.26	20.11.26	

Virus Immunology - Rabies Virus (Tollwutvirus) (Ab)

Obermeier / Kammel

336

Samples : 2 samples of 0.5 ml Sample properties: Liquid serum/plasma (vaccinee) Shipping Information: Shipping at ambient temperature Certificate Validity: 24 months		
Anti-rabies Virus Cooperation with: Nationales Konsiliarlabor für Tollwut, Institut für Virologie, Universitätsklinikum Essen		
	Sep. (5)	
Registration deadline:	26.06.26	
Sample shipment:	25.08.26	
Closing Date:	11.09.26	



Samples : 2 samples of 0.8 ml Sample properties: Liquid serum Shipping Information: Shipping at ambient temperature Certificate Validity: 12 months			participation according to Rili-BÄK: bi-annual
Anti-rubella virus IgG	Anti-rubella virus IgG - avidity	Anti-rubella virus IgM	
	June (4)	Nov. (6)	
Registration deadline:	10.04.26	04.09.26	
Sample shipment:	09.06.26	03.11.26	
Closing Date:	26.06.26	20.11.26	

Samples : 4 samples of 0.5 ml Sample properties: Liquid serum/plasma Shipping Information: Shipping at ambient temperature Certificate Validity: 12 months				
Anti-SARS-CoV-2 total (without differentiation of IgG, IgA and IgM) Anti-SARS-CoV-2 IgG Anti-SARS-CoV-2 IgG avidity (not certified) Anti-SARS-CoV-2 IgA (not certified) Anti-SARS-CoV-2 IgM (not certified) Anti-SARS-CoV-2 Surrogate neutralizing antibodies				
	Mar. (2)	June (4)	Sep. (5)	Nov. (6)
Registration deadline:	09.01.26	10.04.26	26.06.26	04.09.26
Sample shipment:	10.03.26	09.06.26	25.08.26	03.11.26
Closing Date:	27.03.26	26.06.26	11.09.26	20.11.26



Samples : 2 samples of 0.5 ml Sample properties: Liquid serum Shipping Information: Shipping at ambient temperature Certificate Validity: 12 months		
Anti-TBE/FSME virus IgG	Anti-TBE/FSME virus IgG - avidity	Anti-TBE/FSME virus IgM
	June (4)	Nov. (6)
Registration deadline:	10.04.26	04.09.26
Sample shipment:	09.06.26	03.11.26
Closing Date:	26.06.26	20.11.26



Samples : 2 samples of 0.5 ml Sample properties: Liquid serum Shipping Information: Shipping at ambient temperature Certificate Validity: 12 months			participation according to Rili-BÄK: bi-annual
Anti-VZV IgG	Anti-VZV IgG - avidity	Anti-VZV IgM	
		June (4)	Nov. (6)
Registration deadline:		10.04.26	04.09.26
Sample shipment:		09.06.26	03.11.26
Closing Date:		26.06.26	20.11.26

Samples : 2 samples of 0.3 ml Sample properties: Liquid serum (inactivated in case of Zika virus RNA positive samples) Shipping Information: Shipping at ambient temperature Certificate Validity: 24 months			
Anti-ZIKV IgG	Anti-ZIKV IgG - avidity	Anti-ZIKV IgM	
Cooperation with: WHO Collaborating Centre for Arbovirus and Haemorrhagic Fever Reference and Research, Nationales Referenzzentrum für tropische Infektionserreger, Bernhard-Nocht-Institut für Tropenmedizin, Hamburg			
		Sep. (5)	
Registration deadline:		26.06.26	
Sample shipment:		25.08.26	
Closing Date:		11.09.26	

**Prof. Dr. med.
Nicolas Ahsen, von**

Zentrallaboratorien der Klinikum Bremen-Nord,
Bremen-Ost und Links der Weser
Klinikum Links der Weser
Senator-Weßling-Straße 1
28277 Bremen

T +49 421 879 4557
F +49 421 4971998101
E nicolas.vonahsen@gesundheitsnord.de

**MSc.
Simone Ahting**

Institut für Humangenetik
Universitätsklinikum Leipzig AöR
Philipp-Rosenthal-Str. 55
04103 Leipzig

T +49 341 97 20596
F +49 341 97 28217
E simone.ahting@medizin.uni-leipzig.de

**Dr.
Sönke Andres**

Forschungszentrum Borstel
Nationales Referenzzentrum für Mykobakterien
Parkallee 18
23845 Borstel

T +49 4537 188 6480
F +49 4537 188 3110
E sandres@fz-borstel.de

**PD Dr. rer. nat.
Oliver Bader**

Institut für Medizinische Mikrobiologie und Virologie
Universitätsmedizin Göttingen
Kreuzberggring 57
37075 Göttingen

T +49 551 3965403
F +49 (0)551 – 395861
E obader@gwdg.de

**Prof. Dr. med.
Hansjörg Baum**

Institut für Laboratoriumsmedizin und
Transfusionsmedizin
Regionale Kliniken Holding RKH GmbH
Posilipostraße 4
71640 Ludwigsburg

T +49 7141 99 65800/01
F +49 7141 99 65819
E hannsjoerg.baum@instand-ringversuch.de

**Dr. rer. nat.
Martin Blüthner**

MVZ Labor PD Dr. Volkmann & Kollegen
Kriegsstraße 99
76133 Karlsruhe

T +49 721 85000 225
F +49 721 85000 115
E bluethner@laborvolkmann.de

**Prof. Dr.
Iris Bruchhaus**

Bernhard-Nocht-Institut für Tropenmedizin
Bernhard-Nocht-Straße 74
20359 Hamburg

T +49 40 285380-472
E bruchhaus@bnitm.de

**Dr. med. vet.
Heiner Buttler, von**

Institut für Mikrobiologie der Bundeswehr
Neuherbergstraße 11
80937 München

T +49 992692 3894
F +49 89 992692 3983
E heinervonbuttlar@bundeswehr.org

**Dr. rer. nat.
Morten O. Christensen**

Gerinnungszentrum Rhein-Ruhr
Königstraße 13
47051 Duisburg

T +49 203 348 336 24
E morten.christensen@gzrr.de

**Dr. rer. biol. hum.
Andrea Dick**

LMU Klinikum
Abteilung für Transfusionsmedizin, Zelltherapeutika
und Hämostaseologie
Elisabeth-Winterhalter-Weg 15
81377 München

T +49 89 44007 7403
F +49 89 4400 7 7411
E andrea.dick@med.uni-muenchen.de

**Prof. Dr. rer. nat. Dr. med.
Jürgen Durner**

Labor Becker MVZ GbR
Führichstr. 70
81671 München

T +49 89 450 917 349
F +49 89 450 917 6349
E j.durner@labor-becker.de

**Prof. Dr. med.
Martin Enders**

Labor Prof. G. Enders & Kollegen, MVZ
Medizinische Diagnostik
Rosenbergstr. 85
70193 Stuttgart

T +49 711-6357 120
E martin.enders@instand-ringversuch.de

**Dr. ssa
Rosanna Falbo**

University Department of Laboratory Medicine
University Milano Bicocca
Piazza dell'Ateneo Nuovo, 1
20126 Milano
Italien

T +39 362-385312
F +39 362-383296
E rosanna.falbo@asst-brianza.it

**Dr. rer. nat.
Manfred Falck**

INSTAND e.V.
Ubiestraße 20
40223 Düsseldorf

T +49 211 178 355 20
E manfred.falck@instand-ringversuch.de

**Dr. med.
Volker Fingerle**

Nationales Referenzzentrum für Borrelien
Bayerisches Landesamt für Gesundheit und
Lebensmittelsicherheit und Lebensmittelsicherheit
(LGL)
Veterinärstraße 2
85764 Oberschleißheim

T +49 9131 6808 5870
F +49 9131 6808 5197
E volker.fingerle@lgl.bayern.de

**Prof. Dr. med.
Willy A. Flegel**

Chief, Laboratory Services Section
DTM/CC/NIH
Bethesda MD 20892-1184
USA

T +1 301 5947 401
F +1 301 4969 990
E willy.flegel@instand-ringversuch.de

**Dr. rer. nat.
Ralf-Rüdiger Flörke**

Am Lindenbruch 48
45327 Essen

T +49 160 2131 052
E ralf.floerke@instand-ringversuch.de

**PD Dr. med.
Dimitrios Frangoulidis**

Institut für Mikrobiologie der Bundeswehr
Neuherbergstraße 11
80937 München

T +49 89 992692 3869
F +49 89 992692 3983
E dimitriosfrangoulidis@bundeswehr.org

**Dr.
Roman Fried**

MQ Zürich, Universitätsspital Zürich
Institut für Klinische Chemie
Rämistrasse 100
8091 Zürich
Schweiz

T +41 44 255 3518
F +41 44 261 1283
E roman.fried@usz.ch

**Dr. med.
Claudia Frömmel**

MDI Limbach Berlin GmbH
Aroser Allee 84
13407 Berlin

T +49 30 443364 535
E claudia.froemmel@instand-ringversuch.de

**Prof. Dr. med.
Winfried Gassmann**

St. Marienkrankenhaus
Medizinische Klinik III
Kampenstr. 51
57072 Siegen

T +49 271 231 1300
F +49 271 231 1309
E w.gassmann@marienkrankenhaus.com

**Dr. rer. nat.
Walter Geißdörfer**

Mikrobiologisches Institut - Klinische Mikrobiologie,
Immunologie und Hygiene
Universitätsklinikum Erlangen
Wasserturmstraße 3-5
91054 Erlangen

T +49 9131 85 22668
F +49 9131 85 22117
E walter.geissdoerfer@uk-erlangen.de

**Dr. med.
Christof Geisen**

DRK-Blutspendedienst
Baden-Württemberg-Hessen
Sandhofstraße 1
60528 Frankfurt am Main

T +49 69 67 82 345
F +49 69 67 82 204
E c.geisen@blutspende.de

**Prof. Dr. Dr. med.
André Gessner**

Institut für Klinische Mikrobiologie und Hygiene
Universitätsklinikum Regensburg
Franz-Josef-Strauß-Allee 11
93053 Regensburg

T +49 941 944 6400
E andre.gessner@ukr.de

Andreas Giebl

Klinikum Augsburg
Institut für Transfusionsmedizin und
Hämostaseologie
Stenglinstraße 2
86156 Augsburg

T +49 821 400 2668
E andreas.giebl@klinikum-augsburg.de

Ulyana Gräf

Krankenhaus Nordwest
Zentralinstitut für Labormedizin, Mikrobiologie &
Krankenhaushygiene
Steinbacher Hohl 2-26
60499 Frankfurt

T +49 69-7601 3646
E graef.ulyana@khnw.de

**Prof. Dr. rer. nat.
Yvonne Gräser**

Charité - Universitätsmedizin Berlin
Institut für Mikrobiologie und Hygiene, Nationales
Konsiliarlabor für Dermatophyten
Hindenburgdamm 27, 1. OG, Raum 148
12203 Berlin

T +49 30 45052 4066
F +49 30 45052 4972
E yvonne.graerer@charite.de

**PD Dr. rer. nat.
Gregor Grass**

Institut für Mikrobiologie der Bundeswehr
Neuherbergstraße 11
80937 München

T +49 992692 2806
F +49 89 992692 3983
E gregorgrass@bundeswehr.org

**Prof. Dr. med.
Kai Gutensohn**

Werlhof-Institut
Schillerstr. 23
30159 Hannover

T +49 511 330599 10
E k.gutensohn@werlhof-institut.de

**Prof. Dr. med.
Gerhard Haase**

Labordiagnostisches Zentrum - Bereich
Mikrobiologie
Universitätsklinikum RWTH Aachen
Pauwelsstraße 30
52074 Aachen

T +49 241 8089 515/510
F +49 241 8033 89515/80824
E ghaase@ukaachen.de

**Prof. Dr. med. Dr. rer. nat.
Ekkehard Haen**

Klinische Pharmakologie am Lehrstuhl für
Psychiatrie und Psychotherapie
und am Lehrstuhl für Pharmakologie und
Toxikologie der Universität
Universitätsstraße 84
93053 Regensburg

T +49 178 204 3288
F +49 941 941 2057
E ekkehard.haen@klinik.uni-regensburg.de

**Prof. Dr. med. Dr. phil.
Torsten Haferlach**

MLL Münchner Leukämielabor GmbH
Max-Lebsche-Platz 31
81377 München

T +49 89 99017 100
E torsten.haferlach@mll.com

**Dr.
Gerulf Hänel**

Ludwig-Maximilians-Universität München
Gene Center Laboratory for Translational Cancer
Immunology
Feodor-Lynen-Straße 25
81377 München

T +49 89 - 2180 76835
E haenel@genzentrum.lmu.de

**Prof. Dr. Dr. med.
Fabian Hauck**

LMU Klinikum
Dr. von Haunersches Kinderspital
Lindwurmstr. 4
80337 München

T +49 89 4400-53931
E fabian.hauck@med.uni-muenchen.de

**PD Dr. med.
Albert Heim**

Institut für Virologie
Medizinische Hochschule Hannover
30627 Hannover

T +49 511-5324311
E albert.heim@instand-ringversuch.de

**PD Dr. rer.nat.
Julia Hentschel**

Institut für Humangenetik
Universitätsklinikum Leipzig AöR
Philipp-Rosenthal-Str. 55
04103 Leipzig

T +49 341 97 11349
F +49 341 97 23829
E julia.hentschel@instand-ringversuch.de

**Dr.
Andreas Hiergeist**

Institut für Klinische Mikrobiologie und Hygiene
Universitätsklinikum Regensburg
Franz-Josef-Strauß-Allee 11
93053 Regensburg

T +49 941 944 16465
F +49 941 944 6402
E andreas.hiergeist@ukr.de

**Dr. med.
Britta Höchsmann**

Institut für Klinische Transfusionsmedizin und
Immungenetik Ulm (IKT)
Helmholtzstraße 10
89081 Ulm

T +49 731 150 560
F +49 731 150 500
E b.hoechsmann@blutspende.de

**Prof. Dr.
Jörg Hofmann**

INSTAND e.V.
Uwierstraße 20
40223 Düsseldorf

T +49 30 8105 4300
E joerg.hofmann@instand-ringversuch.de

**Prof. Dr. med.
Stefan Holdenrieder**

Institut für Laboratoriumsmedizin Deutsches
Herzzentrum München
Lazarettstraße 36
80636 München

T +49 89 1218 1011
E stefan.holdenrieder@instand-ringversuch.de

**Prof. Dr. med.
Achim Hörauf**

Institut für Medizinische Mikrobiologie,
Immunologie und Parasitologie
Universitätsklinikum Bonn
Sigmund-Freud-Straße 25
53127 Bonn

T +49 228 287 15675
F +49 228 287 19573
E immip.office@ukbonn.de

**Prof. Dr.
Marc Hübner**

Universitätsklinikum Bonn
Institut für Medizinische Mikrobiologie,
Immunologie und Parasitologie (IMMIP)
Venusberg-Campus 1
53127 Bonn

T +49-228-287-19177
E huebner@uni-bonn.de

**Prof. Dr. med.
Andreas Humpe**

Klinikum der Universität München, Campus
Großhadern
Abteilung für Transfusionsmedizin, Zelltherapeutika
und Hämostaseologie
Marchioninistraße 15
81377 München

T +49 89 4400 7 3701
F +49 89 4400 7 8896
E andreas.humpe@med.uni-muenchen.de

**Prof. Dr. med.
Klaus-Peter Hunfeld**

Zentralinstitut für Labormedizin, Mikrobiologie &
Krankenhaushygiene
Krankenhaus Nordwest
Steinbacher Hohl 2-26
60488 Frankfurt am Main

T +49 69 7601 4349
F +49 69 7601 3907
E hunfeld.klaus-peter@khnw.de

**Dr.
Patricia KaiserP**

INSTAND e.V.
Ubiestraße 20
40223 Düsseldorf

T +49 211-1592 13 210
E kaiser@instand-ev.de

**Dr. rer. nat.
Rolf KaiserR**

Institut für Virologie
Universität und Universitätsklinikum zu Köln
Fürst-Pückler-Straße 56
50935 Köln

T +49 221 478-85808
E rolf.kaiser@uk-koeln.de

**Dr. rer. nat.
Martin Kammel**

Institut für Qualitätssicherung in der
Virusdiagnostik - IQVD
Potsdamer Chaussee 80
14129 Berlin

T +49 30 8105 4300
F +49 30 8105 4303
E m.kammel@iqvd.de

**Dr. med.
Günther Kappert**

Gerinnungszentrum Rhein-Ruhr
Königstraße 13
47051 Duisburg

T +49 203 348 336 0
F +49 203 348 336 36
E guenther.kappert@gzrr.de

**Prof. Dr. med.
Wolfgang Kern**

MLL Münchner Leukämielabor GmbH
Max-Lebsche-Platz 31
81377 München

T +49 89 99017 200
F +49 89 99017 209
E wolfgang.kern@mll.com

**Prof. Dr.
Michael Kirschfink**

Im Gabelacker 18
69120 Heidelberg

T +49 6221 40 0098
E kirschfink@uni-hd.de

**Dr. rer. nat.
Kerstin Knies**

Universität Würzburg - Institut für Virologie und
Immunbiologie
c/o INSTAND e.V.
Ubierstr. 20
40223 Düsseldorf

T +49 211-1592 13 0
E kerstin.knies@uni-wuerzburg.de

**Dr.
Uwe Kölsch**

IMD Institut für Medizinische Diagnostik Berlin-
Potsdam GbR
Nicolaistraße 22
12247 Berlin-Steglitz

T +49 30 77001322
E u.koelsch@imd-berlin.de

**Dipl.-Ing. (FH)
Udo Kramer**

INSTAND e.V.
Ubierstraße 20
40223 Düsseldorf

T +49 211-1592 13 220
F +49 211 1592 13 750
E kramer@instand-ev.de

**Prof. Dr. med.
Karl-Anton Kreuzer**

Universitätsklinikum Köln
Innere Medizin I
Kerpener Straße 62
50937 Köln

T +49 221 478 97626
F +49 221 478 97627
E karl-anton.kreuzer@uni-koeln.de

**Dr. med.
Hartmut Kroll**

Institut für Transfusionsmedizin Dessau
DRK-Blutspendedienst NSTOB
Altener Damm 50
06847 Dessau

T +49 340 54141 110
F +49 340 54141 144
E hartmut.kroll@bsd-nstob.de

**Dr.-Ing.
Nils Lachmann**

Charité-Universitätsmedizin Berlin, ZTB-Zentrum für
Transfusionsmedizin
und Zelltherapie Berlin gGmbH, Gewebetypisierung
am Campus Virchow-Klinikum
Augustenburger Platz 1
13353 Berlin

T +49 30 450 665 098
F +49 30 450 553 918
E nils.lachmann@instand-ringversuch.de

**Dr. rer. nat.
Eva Lorsy**

Universitätsklinikum Köln
Kerpener Straße 62
50937 Köln

T +49 221 478 98828
E eva.lorsy@instand-ringversuch.de

**Dr. med.
Thomas Lutz**

MVZ Düsseldorf-Centrum GbR
Immermannstraße 65A
40210 Düsseldorf

T +49 211 27101 1326
E lutz@zotzklimas.de

**Dr.
Adriana Méndez**

Kantonsspital Aarau AG
Institut für Labormedizin
Tellstrasse 25
5001 Aarau
Schweiz

T +41 62 838 95 38
E adriana.mendez@ksa.ch

**Dr. med.
Benedikt Lohr**

St. Vincenz-Krankenhaus Limburg
Auf dem Schafsberg
65549 Limburg

T +49 6431-292 7620
E benedikt.lohr@instand-ringversuch.de

**Prof. Dr. med.
Peter B. Lupp**

amedes MVZ für Laboratoriumsmedizin und
Mikrobiologie GmbH
Maximiliansstr. 38
80539 München

T +49 211-1592 13 0
E p.luppa@tum.de

Ilka McCormick Smith

Robert Koch-Institut
FG 16 Erreger von Pilz- und Parasiteninfektionen und
Mykobakteriosen
Seestraße 10
13353 Berlin

T +49 30 18754 2184
E mccormick-smithl@rki.de

**Prof. Dr. med.
Matthias Nauck**

Institut für Klinische Chemie und
Laboratoriumsmedizin Universitätsmedizin
Greifswald
Körperschaft des öffentlichen Rechts
Ferdinand-Sauerbruch-Straße
17475 Greifswald

T +49 3834 86 5500
F +49 3834 86 5502
E matthias.nauck@med.uni-greifswald.de

**Dr. med.
Thomas Nebe**

Hämatologie-Labor Mannheim
Hans-Böckler-Straße 1
68161 Mannheim

T +49 621 4373 2991
F +49 621 4373 6733
E thomas.nebe@haema-labor.de

**Prof. Dr. med.
Pietro Nenoff**

Labor für medizinische Mikrobiologie
Mölbiser Hauptstraße 8
04571 Rötha/OT Mölbis

T +49 34347 503 23
F +49 34347 501 23
E nenoff@mykologie-experten.de

**Dr. rer. nat.
Stefan Neubeck**

Medizinische Universität Lausitz – Carl Thiem
Institut für Laboratoriumsmedizin
Thiemstraße 111
03048 Cottbus

T +49 355 46 3304
F +49 355 46 2003
E s.neubeck@mul-ct.de

**Dr. med.
Christoph Niederau**

MVZ Labor Dortmund Leopoldstraße GmbH
Leopoldstraße 10
44147 Dortmund

T +49 231 860 27 0
F +49 231 860 27 2810
E christoph.niederau@labor-dortmund.de

**Dr. med.
Martin Obermeier**

MVZ medizinisches Infektiologiezentrum Berlin AG
Oudenarder Strasse 16
13347 Berlin

T +49 30-34409104-66
E obermeier@mvz-mib.de

**Dr.
Michaela Patz**

Universitätsklinikum Köln
Kerpener Straße 62
50937 Köln

T +49 221 478 32569
E michaela.patz@uk-koeln.de

**Prof. Dr. med.
Dirk Peetz**

HELIOS Klinikum Berlin-Buch
Institut für Labormedizin
Schwanebecker Chaussee 50, Haus 222
13125 Berlin

T +49 30 9401 55300
F +49 30 9401 55309
E dirk.peetz@helios-gesundheit.de

**Prof. Dr. med. Dipl.-Biol.
Astrid Petersmann**

Universitätsmedizin Oldenburg, Klinikum Oldenburg
AöR
Universitätsinstitut für Klinische Chemie und
Laboratoriumsmedizin
Rahel-Straus-Str. 10
26133 Oldenburg

T +49 441-403-2160
F +49 441-403-2597
E astrid.petersmann@instand-ringversuch.de

**Prof. Dr.
Zoltan Prohaszka**

Semmelweis University
Department of Internal Medicine and Hematology
Szentkirályi st. 46
1088 Budapest
Ungarn

T +361 3251379
F +361 2129351
E prohaszka.zoltan@semmelweis.hu

**Prof. Dr.
Holger F. Rabenau**

Institut für Medizinische Virologie
Universitätsklinikum Frankfurt
Paul-Ehrlich-Str. 40
60596 Frankfurt

T +49 211-1592 13 0
E holger.rabenau@instand-ringversuch.de

**Dr. med.
Roland Reibke**

Klinik Bad Trissl GmbH
Abteilung für Innere Medizin I und Palliativmedizin
Bad-Trissl-Straße 73
83080 Bad Trissl

T +49 80 33 20-285
F +49 080 33 20-310
E roland.reibke@klinik-bad-trissl.de

**Prof. Dr. rer. nat.
Udo Reischl**

Institut für Klinische Mikrobiologie und Hygiene
Universitätsklinikum Regensburg
Franz-Josef-Strauß-Allee 11
93053 Regensburg

T +49 941 944 6450
F +49 941 944 6451
E udo.reischl@instand-ringversuch.de

**PD Dr. med. habil.
Karl H. Reuner**

Medizinische Universität Lausitz – Carl Thiem
Institut für Laboratoriumsmedizin
Thiemstraße 111
03048 Cottbus

T +49 355 46-2480
F +49 355 46-2030
E k.reuner@mul-ct.de

**PD Dr. med.
Volker Rickerts**

Robert Koch-Institut
FG 16 Erreger von Pilz- und Parasiteninfektionen und
Mykobakteriosen
Seestraße 10
13353 Berlin

T +49 30 18754 2208
F +49 30 18754 2614
E rickertsv@rki.de

Florian Ridders

Klinische Pharmakologie am Lehrstuhl für
Pharmakologie und Toxikologie der Universität
Universitätsstr. 31
93053 Regensburg

T +49 941 943 4766
F +49 941 943 5832
E florian.ridders@klinik.uni-regensburg.de

**Dr. med
Martin Roskos**

MVZ SYNLAB Leverkusen GmbH
Paracelsus Straße 13
51375 Leverkusen

T +49 214 374 - 24892
F +49 214 374 - 24201
E martin.roskos@synlab.com

**Prof. Dr. med.
Ulrich Sachs**

Justus-Liebig-Universität Gießen
Institut für Klinische Immunologie und
Transfusionsmedizin
Langhansstraße 7
35392 Gießen

T +49 641 985 41514
F +49 641 985 41509
E ulrich.sachs@instand-ringversuch.de

**Prof. Dr. med.
Ulrich Sack**

Universitätsklinikum Leipzig AöR
Institut für Klinische Immunologie
Johannisallee 30
04103 Leipzig

T +49 341 972 5500
F +49 341 972 5828
E ulrich.sack@instand-ringversuch.de

**Dr. med.
Richard Schabath**

Praxis für Hämatologie und Onkologie Berlin Mitte
Friedrichstraße 113A
10117 Berlin

E richard@schabath.de

**Prof. Dr. rer. nat.
Peter Schadewaldt**

Haus Gravener Straße 42a
40764 Langenfeld

T +49 2173 6854 991
E schadewa@gmx.de

**Prof. Dr. rer. nat.
Ingo Schellenberg**

INSTAND e.V.
Uwierstraße 20
40223 Düsseldorf

T +49 211-1592 13 120
E schellenberg@instand-ev.de

**Prof. Dr. med.
Dirk Schlüter**

Medizinische Hochschule Hannover und
Krankenhaushygiene
Institut für Medizinische Mikrobiologie
Carl-Neuberg-Straße 1
30625 Hannover

T +49 511 532 0
E dirk.schlueter@instand-ringversuch.de

**Prof. Dr. med.
Jonas Schmidt-Chanasit**

Bernhard-Nocht-Institut für Tropenmedizin
Nationales Referenzzentrum für tropische
Infektionserreger Kooperationszentrum der WHO
für Arboviren
Bernhard-Nocht-Strasse 74
20359 Hamburg

T +49 40 285380 271
E schmidt-chanasit@bnitm.de

**Dr. rer. nat.
Heike Schneider**

Institut für Klinische Chemie und Pathobiochemie
Klinikum rechts der Isar
Ismaninger Straße 22
81675 München

T +49 89 4140 5252
F +49 89 4140 4875
E heike.schneider@instand-ringversuch.de

**Dr. med. Dipl.-Chem.
Christoph Schoerner**

Mikrobiologisches Institut - Klinische Mikrobiologie,
Immunologie und Hygiene
Universitätsklinikum Erlangen
Wasserturmstraße 3-5
91054 Erlangen

T +499131 85-22583
F +499131 85-22117
E christoph.schoerner@uk-erlangen.de

**Prof. Dr. rer. nat.
Holger C. Scholz**

Robert Koch-Institut
Abteilung ZBS 2
Nordufer 20
13353 Berlin

T +49 211-1592 13 0
E scholzh@rki.de

**Dr. rer. nat.
Susanna Schubert**

Institut für Humangenetik
Universitätsklinikum Leipzig AöR
Philipp-Rosenthal-Str. 55
04103 Leipzig

E susanna.schubert@instand-ringversuch.de

**Dr.
Axel Schubert**

INSTAND e.V.
Ublerstraße 20
40223 Düsseldorf

T +49 211-15 92 13 720
E schubert@instand-ev.de

**Dr.
Torsten J. Schulze**

Institut Springe
Eldagsener Straße 38
31832 Springe

T +49 5041 772 – 533
E torsten.schulze@bsd-nstob.de

**Prof. Dr. med.
Hans-Peter Seelig**

MVZ Labor PD Dr. Volkmann & Kollegen GbR
Gerwigstraße 67
76131 Karlsruhe

T +49 172 722 9688
F +49 3212 722 9688
E kontakt@hpseelig.de

**Dr.
Steffi Silling**

Nationales Referenzzentrum für Papillom- und
Polyomaviren
Institut für Virologie Uniklinik Köln
Fürst-Pückler-Straße 56
50935 Köln

T +49 221-47885811
E steffi.silling@instand-ringversuch.de

**Prof. Dr. med.
Michael Spannagl**

INSTAND e.V.
Ublerstraße 20
40223 Düsseldorf

T +49 211-1592 13 125
E m.spannagl@instand-ev.de

**Prof. Dr. med.
Werner Steimer**

Institut für Klinische Chemie und Pathobiochemie
Klinikum rechts der Isar
Ismaningerstraße 22
81675 München

T +49 89 4140 4754
F +49 89 4140 4875
E werner.steimer@instand-ringversuch.de

Irina Steiner

MVZ Düsseldorf-Centrum GbR
Immermannstraße 65A
40210 Düsseldorf

T +49 162 211 4792
E steiner@zotzklimas.de

**Prof. Dr. med.
Martin Stern**

Universitätskinderklinik
Abteilung Kinderheilkunde I
Hoppe-Seyler-Straße 1
72076 Tübingen

T +49 7071 298 3781
F +49 7071 294 448
E martin.stern@med.uni-tuebingen.de

**Prof. Dr.
Marion Subklewe**

Ludwig-Maximilians-Universität München
Gene Center Laboratory for Translational Cancer
Immunology
Feodor-Lynen-Straße 25
81377 München

T +49 89 - 4400 73133
E marion.subklewe@med.uni-muenchen.de

**Prof. Dr. med.
Egbert Tannich**

IN STAND e.V.
Ubierstraße 20
40223 Düsseldorf

T +49 211-1592 13 0
E egbert.tannich@hamburg.de

**Prof. Dr. med.
Jörg Timm**

Universitätsklinikum Düsseldorf
Heinrich-Heine-Universität
Moorenstr. 5
40225 Düsseldorf

T +49 211-81-12225
E joerg.timm@med.uni-duesseldorf.de

**Prof. Dr. med. Dr. rer. nat.
Manfred Uhr**

Max-Planck-Institut für Psychiatrie
Kraepelinstraße 2-10
80804 München

T +49 89 30622 8035
F +49 89 30622 310
E manfred.uhr@instand-ringversuch.de

**PD Dr. med.
Franz F. Wagner**

DRK-Blutspendedienst NSTOB
Eldagsener Straße 38
31832 Springe

T +49 5041 772 172
F +49 5041 772 421
E fwagner@bsd-nstob.de

**Prof. Dr. med.
Michael S. Weig**

Institut für Medizinische Mikrobiologie
Universitätsmedizin Göttingen
Kreuzberggring 57
37075 Göttingen

T +49 551 39 67099
F +49 551 39 5861
E mweig@gwdg.de

**Dr. med.
Christof Weinstock**

DRK-Blutspendedienst Baden-Württemberg
Hessen gemeinnützige GmbH
Helmholtzstraße 10
89081 Ulm

T +49 731 150 600
F +49 731 150 602
E c.weinstock@blutspende.de

**Prof. Dr. med.
Folker Wenzel**

Fakultät Medical and Life Sciences
Campus Villingen-Schwenningen
Jakob-Kienzle-Str. 17
78054 Villingen-Schwenningen

T +49 7720 307 4358
F +49 7720 307 4727
E wenzel@instand-ev.de

Sükran Zaralioglu

Charité-Universitätsmedizin Berlin, ZTB-Zentrum für
Transfusionsmedizin
und Zelltherapie Berlin gGmbH, Gewebetypisierung
am Campus Virchow-Klinikum
Augustenburger Platz 1
13353 Berlin

T +49 30 450 665 098
F +49 30 450 553 918
E suekran.zaralioglu@charite.de

**Prof. Dr. med.
Inga Zerr**

Nationales Referenzzentrum für TSE
Klinik für Neurologie Universitätsmedizin Göttingen
Robert-Koch-Straße 40
37075 Göttingen

T +49 551 39 61805
F +49 551 39 7020
E ingazerr@med.uni-goettingen.de

**Dr. med.
Stefan Ziesing**

Medizinische Hochschule Hannover
Institut für Medizinische Mikrobiologie
Carl-Neuberg-Straße 1
30625 Hannover

T +49 511 532 4344
F +49 511 532 4366
E ziesing.stefan@mh-hannover.de

**Dr. rer. nat.
Thomas Zimmermann**

labopart - Medizinische Laboratorien
Dr. M. Gerber, Prof. Dr. F. Bühling, Prof. Dr. P.
Nenoff, T. Löwe, E. von Rein
Wurzener Straße 5
01127 Dresden

T +49 351 210799 211
F +49 351 210799 485
E th.zimmermann@labopart.de

**Prof. Dr. med.
Christos C. Zouboulis**

Hochschulklinik für Dermatologie, Venerologie und
Allergologie
Immunologisches Zentrum Städtisches Klinikum
Dessau Medizinische Hochschule Brandenburg
Auenweg 38
06847 Dessau

T +49 340 501 4000
F +49 340 501 4025
E christos.zouboulis@klinikum-dessau.de

Symbols

- (d-)Methamphetamine (urine) (176)..... 104
- 1**
- 1-39 ACTH (298)..... 72
 1-84 PTH (301)..... 72
 1,25-OH Cholecalciferol (serum) (290)..... 109
 10-OH-Carbamazepine (192, 860)..... 88, 93
 17-beta-Estradiol (302)..... 75
 17-Hydroxyprogesterone (dried blood spots) (785)..... 86
 17-Hydroxyprogesterone (serum / plasma) (309)..... 76
- 2**
- 25-OH CCF (Vitamin D) (290)..... 109
- 3**
- 3-Methoxytyramine (175)..... 107
- 4**
- 4-Hydroxyproline (710)..... 77
- 5**
- 5-Hydroxyindolea acid (175)..... 107
- 9**
- 9-OH-Risperidone (862)..... 94
- A**
- A - Subtyping (Machine-based, whole blood) (237, 238)..... 54
 A - Subtyping (serum/erythrocytes suspension) (231, 232)..... 53
 a (stool) (458)..... 132
 a (stool) (458)..... 132
 A B 0 - system (DNA) (235)..... 30
 A B 0 characteristics, Rhesus type
 (Machine-based, whole blood) (237, 238)..... 54
 A B 0 characteristics, Rhesus type
 (serum/erythrocytes suspension) (231, 232)..... 53
 a1-Antitrypsin (241)..... 98
 a1-AT S-Locus (743)..... 32
 a1-AT Z-Locus (743)..... 32
 a1-Globulins (141)..... 83
 a1-Globulins (electrophoresis, Serum) (102)..... 78
 a1-Glycoprotein (241)..... 98
 A1298C (DNA) (747)..... 35
 A1298C (whole blood, Dna) (732)..... 31
 A149P (793)..... 32
 A174D (793)..... 32
 a2-Globulins (141)..... 83
 a2-Globulins (electrophoresis, Serum) (102)..... 78
 a2-Makroglobulin (241)..... 98
 A20 (plasma) (509)..... 70
 ACE (630)..... 77
 ACE INS/DEL (DNA) (763)..... 43
 Acid phosphatase (100)..... 79
 Acid-fast bacilli (Slide) (421)..... 127
 ACT (286)..... 68
 Adenoviruses (cell culture lysate) (371, 431, 433)..... 136, 151, 154
 Adenoviruses (suspensions of feces) (430)..... 141
 ADHS-Treatment (879)..... 93
 aDNase (321)..... 123
 Adrenal Gland (298)..... 72
 AFP (Pregnancy) (306)..... 73
 AFP (tumor marker) (292)..... 103
 Alanine (710)..... 77
 Albumin (CSF) (460)..... 83
 Albumin (electrophoresis, Serum) (102)..... 78
 Albumin (POCT: Abaxis Piccolo) (810)..... 100
 Albumin (serum) (100, 141)..... 79, 83
 Albumin (urine) (171, 182)..... 106, 109
 Albumin quotient (CSF / serum) (460)..... 83
 Aldolase (serum) (100)..... 79
 Aldolase B (DNA) (793)..... 32
 Aldosterone (serum) (304)..... 72
 Aldosterone (urine) (179)..... 108
 Allergy Diagnostic (basophils, EDTA-whole blood) (653)..... 52
 Allergy Diagnostic (IgE, serum) (720)..... 48
 allo-Isoleucine (710)..... 77
 alpha-1-Microglobulin (urine) (182)..... 109
 alpha-2-macroglobulin (urine) (182)..... 109
 alpha-Amino adipic acid (710)..... 77
 alpha-Amylase (POCT: Abaxis Piccolo) (810)..... 100
 alpha-Amylase (serum) (100)..... 79
 alpha-Amylase (urine) (173)..... 107
 alpha-Globin (DNA) (794)..... 37
 alpha1-Antitrypsin (743)..... 32
 Alprazolam (876)..... 91
 Alternative pathway (246)..... 57
 Aluminium (plasma) (206)..... 101
 Aluminium (urine) (205)..... 105
 Amicacin (197)..... 95
 Amino Acid Analysis (710)..... 77
 Aminolaevulinic acid (urine) (180)..... 108
 Amiodarone (190)..... 87
 Amisulpride (861, 873)..... 90, 94
 Amitriptyline (serum) (199, 203, 863)..... 94, 96, 97
 Amitriptyline (urine) (204)..... 106
 AML-Panel (NGS) (798)..... 44
 Ammonia (118)..... 78
 Amoebiasis (455)..... 133
 Amphetamine (urine) (174)..... 104
 Ampicillin (890)..... 87
 Amyloid β Peptid 40 (A β 40) (466)..... 85
 Amyloid β Peptid 42 (A β 42) (466)..... 85
 Amyloid β Peptid Ratio (A β 42/40) (466)..... 85
 ANA (251)..... 48
 Androstendion (309)..... 76
 Angiotensin Converting Enzym Apolipoprotein
 (DNA) (763)..... 43
 Angiotensin-Converting-Enzyme (630)..... 77
 Anti -P450 C17 -Hydroxylase (263)..... 50
 Anti - Acetylcholin Receptors (269)..... 51
 Anti - Actin (253)..... 48
 Anti - Adrenal Cortex (263)..... 50
 Anti - Amphiphysin 1 (265)..... 50
 Anti - Asialoganglioside (AGA1) (267)..... 51
 Anti - Borna virus (415)..... 159
 Anti - BPAg-1 (259)..... 49
 Anti - BPAg-2 (259)..... 49
 Anti - C1 inhibitor (250)..... 58
 Anti - Cardiophilin (IgG) (275)..... 52
 Anti - Cardiophilin (IgM) (275)..... 52
 Anti - CCP (cyclic citrulline peptide) (273)..... 52
 Anti - CHIKV (cell culture lysate) (402)..... 159
 Anti - CMV (serum) (351)..... 159
 Anti - deamidated Gliadin (271)..... 51
 Anti - dengue virus (serum) (350)..... 160
 Anti - Desmoglein-1 (259)..... 49
 Anti - Desmoglein-3 (259)..... 49
 Anti - Desmoplakin I/II (259)..... 49
 Anti - Desmosomes (serum) (259)..... 49
 Anti - DFS70/LEDGF (251)..... 48
 Anti - Disialoganglioside (GD1a) (267)..... 51
 Anti - Disialoganglioside (GD1b) (267)..... 51
 Anti - ds-DNA (251)..... 48
 Anti - Endomysium (271)..... 51
 Anti - Glia Cell Nuclear Antibody (AGNA) (265)..... 50
 Anti - Gliadin (271)..... 51
 Anti - glomerular basement membrane (GBM)
 (serum) (257)..... 49
 Anti - Glutamic Acid Decarboxylase (GAD) (261)..... 50
 Anti - H+/K+-ATPase (253)..... 48
 Anti - HAV (serum) (343)..... 161
 Anti - HBc (serum) (344)..... 161
 Anti - HBc-IgM (serum) (345)..... 161
 Anti - HBe (serum) (345)..... 161
 Anti - HBs (serum) (344)..... 161
 Anti - HCV (serum) (346)..... 162
 Anti - HDV (serum) (347)..... 162
 Anti - Hemidesmosomes (259)..... 49
 Anti - HEV (serum) (348)..... 162
 Anti - HIV-1 (serum) (335)..... 163
 Anti - HIV-2 (serum) (335)..... 163
 Anti - HSV (serum) (354)..... 163
 Anti - HTLV-1 (serum) (339)..... 164
 Anti - HTLV-2 (serum) (339)..... 164
 Anti - HuD (serum) (265)..... 50
 Anti - Insulin (IAA) (261)..... 50
 Anti - Islet Cells (ICA) (261)..... 50
 Anti - Jo 1 (Histidyl-tRNA-Synthetase) (255)..... 49
 Anti - MCV (mutated citrullinated Vimentin) (273)..... 52
 Anti - measles virus (serum) (357)..... 164
 Anti - Microsomes (LKM 1) (253)..... 48
 Anti - Mikrosomen (295)..... 75
 Anti - Mitochondria (253)..... 48
 Anti - Monosialoganglioside (GM1) (267)..... 51
 Anti - Monosialoganglioside (GM2) (267)..... 51
 Anti - Monosialoganglioside (GM3) (267)..... 51
 Anti - MPO (257)..... 49
 Anti - Mullerian hormone (297)..... 73
 Anti - mumps virus (serum) (358)..... 166
 Anti - Musclespecific Receptor Tyrosinkinase
 (MuSK) (269)..... 51
 Anti - Myelin-associated Glycoprotein (MAG) (267)..... 51
 Anti - Neuronal Nuclei (265)..... 50
 Anti - P450 C21 -Hydroxylase (263)..... 50
 Anti - P450 ssc -Hydroxylase (263)..... 50
 Anti - Parietal Cells (253)..... 48
 Anti - parvovirus B19 (serum) (342)..... 165
 Anti - PM / Scl (255)..... 49
 Anti - PR3 (257)..... 49
 Anti - Purkinje Cells (265)..... 50
 Anti - Quadrosialoganglioside (GQ1b) (267)..... 51
 Anti - rabies Virus (serum) (336)..... 165
 Anti - Ri / Nova 1 (265)..... 50
 Anti - rubella virus (serum) (341)..... 165
 Anti - Skeletal Muscle (269)..... 51
 Anti - Sm (255)..... 49
 Anti - Sm (D) (255)..... 49
 Anti - Smooth Muscle (253)..... 48
 Anti - SOX1 (265)..... 50
 Anti - β 2-Glycoprotein (IgG) (275)..... 52
 Anti - β 2-Glycoprotein (IgM) (275)..... 52
 Anti - SSA / Ro (255)..... 49
 Anti - SSA / Ro (52kD - Proteins) (255)..... 49
 Anti - SSA / Ro (60kD - Proteins) (255)..... 49
 Anti - SSB / La (255)..... 49
 Anti - streptodornase (serum) (321)..... 123
 Anti - streptolysin O (serum) (321)..... 123
 Anti - Ta (Ma 2) (265)..... 50
 Anti - TBE/FSME (serum) (358)..... 166
 Anti - Titin (269)..... 51
 Anti - Topoisomerase-1 (Scl 70) (255)..... 49
 Anti - TPO (295)..... 75
 Anti - Transglutaminase IgA (271)..... 51
 Anti - Trisialoganglioside (GT1b) (267)..... 51
 Anti - Tyreoglobulin (295)..... 75
 Anti - Tyrosine Phosphatase (IA2) (261)..... 50
 Anti - U1 -snRNP (Anti - U1 -70K) (255)..... 49
 Anti - VZV (serum) (353)..... 166
 Anti - Yo (CDR62) (265)..... 50
 Anti - ZIKV (serum) (338)..... 167
 Anti - Zinc Transporter 8 (ZnT8A) (261)..... 50
 Antiarrhythmics (190)..... 87
 Antibacterials (193, 890)..... 87
 Antibodies against Bartonella henselae (serum) (326)..... 117
 Antibodies against Bordetella pertussis (serum) (317)..... 117
 Antibodies against Borrelia (serum) (332)..... 118
 Antibodies against Brucella (serum) (327)..... 118
 Antibodies against campylobacter (serum) (319)..... 118

- Antibodies against *Chlamydia pneumoniae* (serum) (314)..... 119
- Antibodies against *Chlamydia trachomatis* (serum) (312)..... 119
- Antibodies against *Coxiella burnetii* (serum) (325)..... 120
- Antibodies against diphtheria toxoid (serum) (318)..... 120
- Antibodies against EBV (serum) (352)..... 160
- Antibodies against *Francisella* (serum) (328)..... 121
- Antibodies against hantaviruses (serum) (355)..... 160
- Antibodies against *Helicobacter pylori* (serum) (334)..... 121
- Antibodies against *Leptospira* (serum) (329)..... 121
- Antibodies against *Mycoplasma pneumoniae* (serum) (324)..... 122
- Antibodies against *Rickettsia* (serum) (330)..... 123
- Antibodies against salmonella (serum) (331)..... 123
- Antibodies against tetanus toxoid (serum) (310)..... 124
- Antibodies against *Treponema pallidum* (serum) (311)..... 124
- Antibodies against *Yersinia* (serum) (315)..... 125
- Antibody ID (Machine-based, whole blood) (237, 238)..... 54
- Antibody ID (serum / erythrocytes suspension) (232)..... 53
- Antibody quantitation (Machine-based, whole blood) (238)..... 54
- Antibody quantitation (serum / erythrocytes suspension) (232)..... 53
- Antibody Screening (Machine-based, whole blood) (237, 238)..... 54
- Antibody Screening (serum / erythrocytes suspension) (231, 232)..... 53
- Anticonvulsants (191, 192, 871, 872)..... 88, 89
- Antifungals (198, 602)..... 89
- Antimon (lyophilized whole blood) (208)..... 101
- Antimon (serum) (207)..... 101
- Antiphospholipid Syndrome (275)..... 52
- Antipsychotic Drugs (200, 873, 874, 875)..... 90, 91
- Antipsychotic Drugs (200, 873, 874, 875)..... 90, 91
- Antithrombin (225, 285)..... 65, 68
- Antithrombin (DNA) (792)..... 33
- Antivirals (850)..... 91
- AP (100)..... 79
- AP (POCT: Abaxis Piccolo) (810)..... 100
- APC resistance (288)..... 69
- Apixaban (504)..... 70
- Apo B (DNA) (771)..... 38
- Apo E (Genotyp 2, 3, 4) (DNA) (744)..... 33
- Apolipoprotein A1 (151)..... 82
- Apolipoprotein B (151)..... 82
- Apolipoprotein E (serum / plasma) (151)..... 82
- Apolipoprotein E (whole blood, Dna) (734)..... 30
- aPTT (Argatroban) (230)..... 66
- aPTT (Plasma) (221, 280, 285)..... 64, 67, 68
- aPTT (whole blood) (286)..... 68
- Argatroban (Argatroban) (230)..... 66
- Arginine (710)..... 77
- Argininosuccinic acid (710)..... 77
- Aripiprazole (860)..... 93
- Arsenic (lyophilized whole blood) (208)..... 101
- Arsenic (plasma) (206)..... 101
- Arsenic (urine) (205)..... 105
- Ascorbic acid (urine) (171)..... 106
- Ascorbic acid (Vitamin C) (plasma) (296)..... 110
- Asialotransferrin (750)..... 82
- ASO (serum) (321)..... 123
- Asparagine (710)..... 77
- Aspartic acid (710)..... 77
- Astroviruses (suspensions of feces) (430)..... 141
- ASXL1 Nomenclature (798)..... 44
- AT (plasma) (225)..... 65
- AT3 (DNA) (792)..... 33
- Atazanavir (850)..... 91
- Atomoxetine (879)..... 93
- ATP 7 B: H 1069 Q (DNA) (745)..... 33
- Auto-anti C1q (245)..... 57
- Auto-anti FH (249)..... 59
- Autoantibodies against nuclei (251)..... 48
- Autoimmune Dermatitis (259)..... 49
- Autoimmune Diseases 01 - Connective Tissue Diseases (ANA) (251)..... 48
- Autoimmune Diseases 02 - Hepatic Syndromes (253)..... 48
- Autoimmune Diseases 03 - Connective Tissue Diseases (ENA) (255)..... 49
- Autoimmune Diseases 04 - Vasculitis/Glomerulopathies (257)..... 49
- Autoimmune Diseases 05 - Autoimmune Dermatitis (259)..... 49
- Autoimmune Diseases 06 - Diabetes mellitus (261)..... 50
- Autoimmune Diseases 07 - Autoimmune Endocrinopathies (263)..... 50
- Autoimmune Diseases 08 - Paraneoplastic Neuropathies (265)..... 50
- Autoimmune Diseases 09 - Peripheral Neuropathies (267)..... 51
- Autoimmune Diseases 10 - Myasthenia gravis (269)..... 51
- Autoimmune Diseases 11 - Gluten-Sensitive Enteropathies (271)..... 51
- Autoimmune Diseases 12 - Rheumatoid Arthritis (273)..... 52
- Autoimmune Diseases 13 - Antiphospholipid Syndrome (275)..... 52
- Autoimmune Endocrinopathies (263)..... 50
- Avian Influenza (cell culture lysate) (370)..... 135
- Avidity - Anti-CHIKV IgG (cell culture lysate) (402)..... 159
- Avidity - Anti-CMV IgG (serum) (351)..... 159
- Avidity - Anti-HSV IgG (serum) (354)..... 163
- Avidity - Anti-measles virus IgG (serum) (357)..... 164
- Avidity - Anti-mumps virus IgG (serum) (356)..... 164
- Avidity - Anti-parvovirus B19 IgG (serum) (342)..... 165
- Avidity - Anti-rubella virus IgG (serum) (341)..... 165
- Avidity - Anti-TBE/FSME virus IgG (serum) (358)..... 166
- Avidity - Anti-VZV IgG (serum) (353)..... 166
- Avidity - Anti-ZIKV IgG (serum) (338)..... 167
- AZF (DNA) (788)..... 38
- B**
- b-Alanine (710)..... 77
- B-cells (cellular products) (617)..... 63
- B-Cells (EDTA-Vollblut) (651)..... 55
- B-Lymphocytes (213)..... 61
- Bacillus anthracis (Bacterial genome) (542)..... 113
- Bacterial Genome Detection (548)..... 116
- Bacteriology (411, 412)..... 126
- Bacteriology - Gram Stain (Slide (fixed)) (413)..... 127
- Bacteriology (Slide (fixed)) (413)..... 127
- Barbiturate-phenobarbiturate (urine) (174)..... 104
- Bartonella henselae (antibody, serum) (326)..... 117
- Basidiomycetes (living cultures) (490)..... 130
- Basophil Activation Test (653)..... 52
- Basophilic Granulocytes (whole blood) (612)..... 60
- Bb (247)..... 57
- Benzodiazepine Lorazepam (urine) (177)..... 104
- Benzodiazepines (serum) (876, 877, 878)..... 91, 92
- Benzoyllecgonine (urine) (174)..... 104
- Beryllium (serum) (207)..... 101
- beta-2-Microglobulin (serum) (292)..... 103
- beta-2-Microglobulin (urine) (182)..... 109
- beta-Globin (DNA) (794)..... 37
- beta-Globulins (electrophoresis, Serum) (102)..... 78
- beta-Globulins (Serum) (141)..... 83
- Bilirubin (newborn, serum) (110)..... 86
- Bilirubin (POCT: Abaxis Piccolo) (810)..... 100
- Bilirubin (serum) (100)..... 79
- Bilirubin (urine) (171)..... 106
- Biogene Amines (plasma) (185)..... 78
- Biogene Amines (urine) (175)..... 107
- Biotin (Vitamin H) (290)..... 109
- Bismuth (207)..... 101
- BK Virus (plasma / urine) (364)..... 136
- Blood Cell Count (QBC systems) (209)..... 59
- Blood Cell Count (stabilized control blood) (211)..... 59
- Blood Gas Analysis (POCT OPTI Systems) (163)..... 99
- Blood Gas Analysis (POCT) (161, 162)..... 99
- Blood parasites (blood smear) (456)..... 132
- Blood parasites (pictures) (906)..... 134
- Blood Smear Analysis (blood smear) (212)..... 61
- BNP (761)..... 77
- Bocaviruses (cell culture lysate) (431)..... 154
- Bone Marrow Cytology (bone marrow aspirate (digital image)) (218)..... 61
- Bordetella pertussis (antibody, serum) (317)..... 117
- Bordetella pertussis (Bacterial genome) (532)..... 111
- Borna Viruses (cell culture lysate) (404)..... 137
- Borna Viruses (serum) (415)..... 159
- Borrelia burgdorferi (Ab) (antibody, serum) (332)..... 118
- Borrelia burgdorferi (Bacterial genome) (535)..... 111
- Borrelia IgG Antibody Index (AI) calculation (CSF) (465)..... 84
- Borrelia IgG Antibody Index (CSF) (465)..... 84
- Borrelia specific quotient (CSF) (465)..... 84
- BRAF (795, 795)..... 44
- BRAF Nomenclature (795)..... 44
- BRAF p.V600 (795)..... 44
- BRCA1 (DNA) (779)..... 38
- BRCA2 (DNA) (779)..... 38
- Bromazepam (878)..... 92
- Brucella (antibody, serum) (327)..... 118
- Brucella spp. (Bacterial genome) (543)..... 114
- BTK (796)..... 45
- BTK Nomenclature (796)..... 45
- BTK p.C481 (796)..... 45
- Buprenorphine (urine) (176)..... 104
- C**
- c-ANCA (serum) (257)..... 49
- C-Peptide (serum / plasma) (300)..... 74
- C-Reactive Protein (241)..... 98
- C-Reactive Protein (antibody, serum) (322)..... 97
- C-Reactive Protein (POCT: Abaxis Piccolo) (810)..... 100
- C1 inhibitor: activity (246)..... 57
- C1 inhibitor: proteine (246)..... 57
- C1-Inhibitor (plasma) (225)..... 65
- C1q proteine (246)..... 57
- C282Y (DNA) (741)..... 34
- C282Y (whole blood, Dna) (733)..... 31
- C3 - nephritic factor (248)..... 58
- C3-Complement (246)..... 57
- C3-Complement (plasma) (241)..... 98
- C3a (247)..... 57
- C3d (247)..... 57
- C4-Complement (246)..... 57
- C4-Complement (plasma) (241)..... 98
- CA 125 (292)..... 103
- CA 15-3 (292)..... 103
- CA 19-9 (292)..... 103
- CA 72-4 (292)..... 103
- Cadmium (lyophilized whole blood) (208)..... 101
- Cadmium (plasma) (206)..... 101
- Cadmium (urine) (205)..... 105
- Caffeine (870)..... 95
- Calcitonin (Calcium metabolism) (301)..... 72
- Calcitonin (Tumor marker) (299)..... 103
- Calcium (POCT: Abaxis Piccolo) (810)..... 100
- Calcium (serum) (100, 7100)..... 59, 79
- Calcium (urine) (173)..... 107
- Calcium Metabolism (301)..... 72
- Calprotectin (130)..... 102
- CALR (DNA) (768)..... 46
- Campylobacter (antibody, serum) (319)..... 118
- Candida antigen (serum) (480)..... 131
- Capillary Zone Electrophoresis (102)..... 78
- CAR-T-Cells (822)..... 79
- Carbamacepine (195)..... 95

- Carbamazepine-epoxide (192)..... 88
 Carbapenemase-Genes (Bacterial genome) (544)..... 111
 Cardiac markers (760)..... 76
 CCR5-Gene (DNA) (764)..... 43
 CD16+ (651)..... 55
 CD19+ (651)..... 55
 CD3+ (651)..... 55
 CD34 (whole blood) (217, 660)..... 62, 64
 CD34+ events (whole blood) (217)..... 62
 CD4 (213)..... 61
 CD4+ (651)..... 55
 CD45+ (cellular products) (617)..... 63
 CD45+ events (whole blood) (217)..... 62
 CD56+ (651)..... 55
 CD8 (213)..... 61
 CEA (292)..... 103
 CEBPA (CDS) Mutation(s) (798)..... 44
 CEBPA Nomenclature (798)..... 44
 Cefepime (890)..... 87
 Ceftazidime (890)..... 87
 Cellular Immunodeficiency Diagnostic
 (EDTA-whole blood) (651)..... 55
 Cerebrospinal Fluid Analysis
 (CSF + serum) (460, 462, 463)..... 83, 84
 Cerebrospinal Fluid Analysis (CSF) (466)..... 85
 Cerebrospinal Fluid Analysis (CSF) (464, 465)..... 84
 Cerebrospinal Fluid Analysis 01
 - Protein Analysis (CSF + serum) (460)..... 83
 Cerebrospinal Fluid Analysis 02
 - Oligoclonal IgG (CSF + serum) (462)..... 83
 Cerebrospinal Fluid Analysis 03
 - MRZ Reaction (CSF + serum) (463)..... 84
 Cerebrospinal Fluid Analysis 04
 - Lactate/ Glucose (CSF) (464)..... 84
 Cerebrospinal Fluid Analysis 05
 - Neuroborreliosis (CSF + serum) (465)..... 84
 Cerebrospinal Fluid Analysis 06
 - Dementia Markers (CSF) (466)..... 85
 CFTR Common Mutations (DNA) (778)..... 39
 CFTR gene (DNA) (778)..... 39
 CHE (100)..... 79
 Chikungunya Virus (cell culture lysate) (402)..... 159
 Chikungunya Virus (plasma) (392)..... 137
 Chimerism Diagnostics (618)..... 27
 Chlamydia pneumoniae (antibody, serum) (314)..... 119
 Chlamydia pneumoniae (Bacterial genome) (540)..... 112
 Chlamydia trachomatis (antibody, serum) (312, 313)..... 119
 Chlamydia trachomatis (Bacterial genome) (530, 531)..... 112
 Chlamydia trachomatis (Slide (fixed)) (316)..... 120
 Chloramphenicol (198)..... 89
 Chlordiazepoxide (876)..... 91
 Chloride (POCT OPTI Systems) (163)..... 99
 Chloride (POCT: Abaxis Piccolo) (810)..... 100
 Chloride (POCT) (161)..... 99
 Chloride (serum) (100, 7100)..... 59, 79
 Chloride (urine) (173)..... 107
 Chlorpromazine (875)..... 91
 Cholesterol (100, 151, 7100)..... 59, 79, 82
 Cholesterol (POCT: Abaxis Piccolo) (810)..... 100
 Chromatographic analysis (188)..... 105
 Chromium (lyophilized whole blood) (208)..... 101
 Chromium (plasma) (206)..... 101
 Chromium (urine) (205)..... 105
 Citalopram (860)..... 93
 Citrulline (710)..... 77
 CK (100, 7100)..... 59, 79
 CK (POCT: Abaxis Piccolo) (810)..... 100
 CK-MB (760)..... 76
 Classical pathway (246)..... 57
 Clinical Chemistry – High Frequency (serum) (7100)..... 59
 CLL-MRD Immunophenotyping (820)..... 79
 Clobazam (878)..... 92
 Clobazepam (878)..... 92
 Clomipramine (serum) (199, 203, 863)..... 94, 96, 97
 Clomipramine (urine) (204)..... 106
 Clonazepam (877)..... 92
 Clostridium difficile (Bacterial genome) (545)..... 113
 Clozapine (200, 862, 863)..... 90, 94
 cMRSA (Bacterial genome) (539)..... 115
 Cobalamin (Vitamin B12) (290)..... 109
 Cobalt (lyophilized whole blood) (208)..... 101
 Cobalt (plasma) (206)..... 101
 Cobalt (urine) (205)..... 105
 Coeliac disease diagnostics (serum) (271)..... 51
 Coelomycetes (living cultures) (490)..... 130
 Coeruloplasm (241)..... 98
 Collagen Receptor C807T (739)..... 35
 Collagen receptor GP Ia/IIa (C 807 T) (739)..... 35
 Collagen Screening (ANA) (serum) (251)..... 48
 Complement activation products (247)..... 57
 Complement Analysis
 (245, 246, 247, 248, 249, 250)..... 57, 58, 58, 9999
 Complement Analysis 01 (Auto-anti-C1q) (245)..... 57
 Complement Analysis 02
 (Functions and proteins) (246)..... 57
 Complement Analysis 03
 (Complement activation products) (247)..... 57
 Complement Analysis 04
 (C3 - nephritic factor) (248)..... 58
 Complement Analysis 05 (Auto-anti FH) (249)..... 9999
 Complement Analysis 06 (anti - C1 inhibitor) (250)..... 58
 Complement factor H (246)..... 57
 Complement factor I (246)..... 57
 Concentration of Hb in reticulocytes (216)..... 60
 Connective Tissue Diseases (ANA) (serum) (251)..... 48
 Connective Tissue Diseases (ENA) (255)..... 49
 Connexin 26 (DNA) (782)..... 41
 Copper (plasma) (206)..... 101
 Copper (serum) (100)..... 79
 Copper (urine) (205)..... 105
 Coproporphyrin (178)..... 107
 Coronaviruses
 (cell culture lysate) (340, 417, 432)..... 138, 155, 156
 Coronaviruses (cell culture lysate) (431)..... 154
 Coronaviruses (cell culture supernatants) (410, 410)..... 135
 Coronaviruses (serum) (416)..... 166
 Cortisol (serum) (302)..... 75
 Cortisol free (urine) (179)..... 108
 Coxiella burnetii (antibody, serum) (325)..... 120
 Coxiella burnetii (Bacterial genome) (542)..... 113
 Creatinine (POCT: Abaxis Piccolo) (810)..... 100
 Creatinine (POCT) (161)..... 99
 Creatinine (serum) (100, 7100)..... 59, 79
 Creatinine (urine) (173, 182)..... 107, 109
 Cryptococcus gattii (serum or liquor) (481)..... 131
 Cryptococcus neoformans (serum or liquor) (481)..... 131
 Cultivation of mycobacteria (sputum) (422)..... 128
 Cultivation, identification and sensitivity testing of
 bacteria (3 Samples) (411)..... 126
 Cultivation, identification and sensitivity testing of
 bacteria (5 Samples) (412)..... 126
 Cyclosporine A (601)..... 92
 CYFRA 21-1 (292)..... 103
 Cyp21A2 (DNA) (773)..... 39
 CYP2C19 (DNA) (775)..... 39
 CYP2C9 (DNA) (775)..... 39
 CYP2D6 (DNA) (777)..... 40
 Cystathionine (710)..... 77
 Cystatin-C (242)..... 98
 Cysteine-Homocysteine-disulfide (710)..... 77
 Cystine (710)..... 77
 Cytomegalovirus (cell culture lysate) (433)..... 151
 Cytomegalovirus (plasma) (349, 365, 368)..... 138, 139
 Cytomegalovirus (serum) (351)..... 159
D
 D-Dimer (226, 285)..... 66, 68
 Dabigatran (502)..... 69
 Darunavir (850)..... 91
 delta-9-THC-COOH (urine) (177)..... 104
 Dementia Markers (CSF) (466)..... 85
 Dengue Viruses (plasma) (369)..... 140
 Dengue Viruses (serum) (350)..... 160
 Dermatophytes (living cultures) (491)..... 130
 Dermatophytes Genome Detection
 (Lyophilized spore suspension) (492)..... 130
 Desalkylflurazepam (876)..... 91
 Desethylamiodarone (190)..... 87
 Desipramine (863)..... 94
 Desipramine (serum) (202, 203)..... 96, 97
 Desipramine (urine) (204)..... 106
 Desmethyl fluoxetine (874)..... 90
 Desmethyl olanzapine (875)..... 91
 Desmethyl sertraline (873)..... 90
 DHEA (298)..... 72
 DHEA-S (298)..... 72
 Diabetes mellitus (261)..... 50
 Diazepam (876)..... 91
 Differential Blood Count (whole blood) (612)..... 60
 Differentiation of tuberculosis bacteria (sputum) (422)..... 128
 Digitoxin (197)..... 95
 Digoxin (195)..... 95
 Dihydropyrimidin Dehydrogenase (DNA) (762)..... 43
 Diphtheria Toxoid (antibody, serum) (318)..... 120
 Direct Antiglobulin Test
 (Machine-based, whole blood) (237, 238)..... 54
 Direct Antiglobulin Test
 (serum / erythrocytes suspension) (231, 232)..... 53
 Direct detection of Chlamydia trachomatis antigen
 (antigen, serum) (313)..... 119
 Direct detection of Chlamydia trachomatis antigen
 (Slide (fixed)) (316)..... 120
 Disialotransferrin (serum) (750)..... 82
 Dolutegravir (serum) (850)..... 91
 Dopamine (plasma) (185)..... 78
 Dopamine (urine) (175)..... 107
 Doxepin (serum) (201, 203, 863)..... 94, 96, 97
 Doxepin (urine) (204)..... 106
 DPYD (DNA) (762)..... 43
 Drug Resistance Determination
 (plasma) (349, 383, 384, 397, 399)..... 139, 143, 144, 147
 Drugs of Abuse (174, 176, 177)..... 104
 Duloxetine (862)..... 94
 Dystrophin (DNA) (780)..... 40
 Echinococcosis (serum/plasma) (455)..... 133
E
 EDDP (urine) (177)..... 104
 Edoxaban (505)..... 71
 Efavirenz (850)..... 91
 EHEC (Bacterial genome) (534)..... 113
 Elvitegravir (850)..... 91
 Emeticumab (plasma) (506)..... 71
 ENA (255)..... 49
 Endocrinopathies (263)..... 50
 Engraftment Diagnostics (618)..... 27
 Enterovirus-PCR (374)..... 9999
 Enteroviruses
 (cell culture lysate) (372, 431, 433)..... 140, 151, 154
 Enteroviruses (suspensions of feces) (430)..... 141
 Eosinophilic Granulocytes (whole blood) (612)..... 60
 Epinephrine (plasma) (185)..... 78
 Epinephrine (urine) (175)..... 107
 Epstein Barr Virus (cell culture lysate) (433)..... 151
 Epstein Barr Virus (plasma) (376)..... 140
 Epstein Barr Virus (serum) (352)..... 160
 Erythrocyte - alleles (DNA) (235)..... 30
 Erythrocytes (stabilized control blood) (211)..... 59
 Erythrocytes (urine) (171)..... 106
 Erythrocytes (whole blood) (612)..... 60
 Erythropoiesis
 (bone marrow aspirate (digital image)) (218)..... 61

- Erythropoietin (626)..... 74
Escitalopram (861)..... 94
Eslucarbazepine (871)..... 88
Ethanol (700)..... 80
Ethosuximid (195)..... 95
Ethylglucuronid (751)..... 105
Etravirine (850)..... 91
Everolimus (601)..... 92
- F**
- Factor II (223)..... 65
Factor IX (224)..... 65
Factor V (223)..... 65
Factor V-Leiden (DNA) (740)..... 34
Factor V-Leiden (DNA) (740)..... 34
Factor V-Leiden (whole blood) (730)..... 30
Factor VII (223)..... 65
Factor VIII (227)..... 66
Factor X (223)..... 65
Factor XI (224)..... 65
Factor XII (224)..... 65
Factor XIII (224)..... 65
FDP screening (222)..... 64
Fecal Diagnostics (130, 131)..... 102
Fecal elastase (130)..... 102
Felbamate (871)..... 88
Ferritin (241)..... 98
Ferritin (CSF) (467)..... 85
Fertility (297)..... 73
Fibrinogen (222, 285)..... 64, 68
Fibrinogen Receptor (749)..... 34
Flavine Adenine Dinucleotide (FAD) (291)..... 110
Flavine mononucleotid (FMN) (291)..... 110
Flowcytometry (217, 617)..... 62, 63
FLT3 (TKD) Mutation(s) (798)..... 44
FLT3 Nomenclature (798)..... 44
Fluconazole (198)..... 89
Flucytosine (198)..... 89
Flunitrazepam (877)..... 92
Fluoride (plasma) (206)..... 101
Fluoride (urine) (205)..... 105
Fluoxetine (874)..... 90
Flurazepam (877)..... 92
Fluvoxamine (873)..... 90
FMR1 (DNA) (781)..... 40
Folic acid (serum) (290)..... 109
Fondaparinux (plasma) (501)..... 69
Food allergens (IgE against) (720)..... 48
Fraction CO-Hb (POCT) (162)..... 99
Fraction Met-Hb (POCT) (162)..... 99
Fraction O2-Hb (POCT) (162)..... 99
Fragile X (DNA) (781)..... 40
Francisella (antibody, serum) (328)..... 121
Francisella tularensis (Bacterial genome) (543)..... 114
Free beta-chain hCG (serum / plasma) (305)..... 73
Free Haemoglobin (236)..... 63
Free light chains (243)..... 81
Fructosamine (146)..... 80
FSH (297)..... 73
Fungal Genome Detection (Fungal genome) (560)..... 129
- G**
- G6PDH (279)..... 80
Gabapentin (872)..... 89
gamma-Globulins (100, 141)..... 79, 83
gamma-Globulins (electrophoresis, Serum) (102)..... 78
Gammopathies (243)..... 81
Gastrin (300)..... 74
Gastrointestinal Virus Panel (suspensions of feces) (430)..... 141
Gastrointestinale Pathogene (548)..... 116
Gentamicin (197)..... 95
GGT (POCT: Abaxis Piccolo) (810)..... 100
GGT (serum) (100, 7100)..... 59, 79
GLDH (100)..... 79
Glomerulopathies (serum) (257)..... 49
Glucagon (300)..... 74
Glucose (CSF) (464)..... 84
Glucose (POCT: Abaxis Piccolo) (810)..... 100
Glucose (POCT) (161, 800)..... 99, 100
Glucose (serum) (100, 111, 7100)..... 59, 79, 81
Glucose (urine) (171, 173)..... 106, 107
Glucose quotient (CSF/Serum) (CSF) (464)..... 84
Glucose-6 Phosphat-Dehydrogenase (279)..... 80
Glutamic acid (710)..... 77
Glutamine (710)..... 77
Gluten-Sensitive Enteropathies (serum) (271)..... 51
Glycine (710)..... 77
Gold (plasma) (206)..... 101
GOT (POCT: Abaxis Piccolo) (810)..... 100
GOT (serum) (100, 7100)..... 59, 79
GPI deficient cells (616)..... 62
GPT (POCT: Abaxis Piccolo) (810)..... 100
GPT (serum) (100, 7100)..... 59, 79
Gram Stain (Lyophilisate) (411, 412)..... 126
Gram Stain (Slide (fixed)) (413)..... 127
Granulocyte - alleles (DNA) (235)..... 30
Granulocyte (neutrophil) antigens (234)..... 54
Granulocyte antibodies (234)..... 54
Granulocyte Function (Oxidative Burst) (654)..... 55
Granulocyte Function (Phagocytosis Test) (655)..... 55
Granulocyte Immunology (234)..... 54
Granulopoiesis (bone marrow aspirate (digital image)) (218)..... 61
- H**
- H63D (741)..... 34
Haematocrit (QBC systems) (209)..... 59
Haematocrit (stabilized control blood) (211)..... 59
Haematocrit (whole blood) (612)..... 60
Haematology 07 - Blood Smear Analysis (blood smear) (212)..... 61
Haematology 09 - Bone Marrow Cytology (bone marrow aspirate (digital image)) (218)..... 61
Haemoglobin (POCT OPTI Systems) (163)..... 99
Haemoglobin (POCT) (162)..... 99
Haemoglobin (QBC systems) (209)..... 59
Haemoglobin (stabilized control blood) (211)..... 59
Haemoglobin (whole blood) (612)..... 60
Haemoglobin-Haptoglobin-Complex (stool) (131)..... 102
Haemoglobinopathies (whole blood) (210)..... 63
Haloperidol (862)..... 94
Hantaviruses (serum) (355)..... 160
Haptoglobin (plasma) (241)..... 98
Haptoglobin (stool) (131)..... 102
HbA1c (EDTA Vollblut) (145)..... 81
HBDH (100)..... 79
HBeAg (serum) (345)..... 161
HBsAg (serum) (344)..... 161
hCG intact (Pregnancy) (306)..... 73
hCG intact (Tumor marker) (292)..... 103
hCG intact (urine) (171, 179)..... 106, 108
HCV Antigen (serum) (346)..... 162
HDL-cholesterol (151)..... 82
HDL-cholesterol (POCT: Abaxis Piccolo) (810)..... 100
HE4 (292)..... 103
Helicobacter pylori (antibody, serum) (334)..... 121
Helicobacter pylori (Bacterial genome) (533)..... 114
Hematopoietic Growth Factors (626)..... 74
Hemopexin (241)..... 98
Hepatic Syndromes (serum) (253)..... 48
Hepatitis A Virus (plasma) (377)..... 141
Hepatitis A Virus (serum) (343)..... 161
Hepatitis B Virus (plasma) (361, 378, 396, 397)..... 142, 143
Hepatitis B Virus (serum) (344, 345)..... 161
Hepatitis C Virus (plasma) (362, 375, 379, 399)..... 143, 144
Hepatitis C Virus (serum) (346)..... 162
Hepatitis D Virus (plasma) (400)..... 145
Hepatitis D Virus (serum) (347)..... 162
Hepatitis E Virus (plasma) (380)..... 145
Hepatitis E Virus (serum) (348)..... 162
Heptaporphyrin (178)..... 107
HER2/new (292)..... 103
Herpes simplex specific quotient (CSF / serum) (463)..... 84
Herpes simplex virus IgG Antibody Index (CSF/serum) (463)..... 84
Herpes Simplex Viruses (cell culture lysate) (433)..... 151
Herpes Simplex Viruses (plasma) (363)..... 145
Herpes Simplex Viruses (serum) (354)..... 163
Hexaporphyrin (178)..... 107
HFE (741)..... 34
HFE: C 282 Y (733)..... 31
HFE: H 63 D (733)..... 31
HFE: S 65 C (733)..... 31
HGH (298)..... 72
HHV-6 (cell culture lysate) (405)..... 148
HHV-8 (cell culture lysate) (406)..... 148
High Frequency (7100)..... 59
Histidine (710)..... 77
HIV (850)..... 91
HIV-1 (plasma) (360, 382, 383, 384)..... 146, 147
HIV-1 (serum) (335)..... 163
HIV-1 Drug Susceptibility Determination (plasma) (384)..... 147
HIV-1 p24 Antigen (serum) (337)..... 163
HIV-2 (plasma) (395)..... 148
HIV-2 (serum) (335)..... 163
HLA Antibody Screening and Specification (445)..... 29
HLA Crossmatching (443)..... 28
HLA Typing (blood samples) (441, 442)..... 28
HLA Typing (buffy coat) (444)..... 29
HLA-B27 Determination (440)..... 27
HLA-DQ (772)..... 29
HNA (234)..... 54
HNA - system (DNA) (235)..... 30
HNPPC (DNA) (783)..... 42
Holotranscobalamine (290)..... 109
Homocystein (151)..... 82
Homovanillic acid (175)..... 107
HPA (749)..... 34
HPA - system (DNA) (235)..... 30
hsCRP (240)..... 98
HTLV-1 (serum) (339)..... 164
HTLV-2 (serum) (339)..... 164
HTT Huntingtin (DNA) (784)..... 41
Human Herpesvirus (cell culture lysate) (405, 406)..... 148
Human Metapneumovirus (cell culture lysate) (385)..... 149
Human Papilloma Viruses (cell culture lysate) (373)..... 149
Human Rhinoviruses (cell culture lysate) (393)..... 149
Hydroxy-Itraconazole (602)..... 89
Hyphomycetes (living cultures) (490)..... 130
- I**
- Identification of mycobacteria (suspensions of mycobacterial strains) (423)..... 128
IDH1 Exon 4 Mutation(s) (798)..... 44
IDH1 Nomenclature (798)..... 44
IDH2 Exon 4 Mutation(s) (798)..... 44
IDH2 Nomenclature (798)..... 44
IgA (CSF) (460)..... 83
IgA (plasma) (241, 243)..... 81, 98
IgA (serum) (100)..... 79
IgA Quotient (CSF / serum) (460)..... 83
IgE (food allergens) (720)..... 48
IgE (inhaled allergens) (720)..... 48
IgE (insect poison allergens) (720)..... 48
IgE (plasma) (241)..... 98
IgE (serum) (720)..... 48
IgE (specific) (720)..... 48
IgG (CSF) (460)..... 83
IgG (plasma) (241, 243)..... 81, 98
IgG (serum) (100)..... 79
IgG (urine) (182)..... 109
IgG Quotient (CSF / serum) (460)..... 83

- IgG Subclasses (serum) (244).....76
 IgM (CSF) (460).....83
 IgM (plasma) (241, 243).....81, 98
 IgM (serum) (100).....79
 IgM Quotient (CSF + serum) (460).....83
 IGRA (Heparin-whole blood) (650).....56
 Imipramine (serum) (202, 203, 863).....94, 96, 97
 Imipramine (urine) (204).....106
 Immature reticulocytes (216).....60
 Immunogenetics (blood samples) (440, 441, 442).....27, 28
 Immunogenetics (buffy coat) (444).....29
 Immunogenetics (serum) (443, 445).....28, 29
 Immunohaematology 01 (manual performance) (231).....53
 Immunohaematology 02
 (manual performance and titer determination) (232).....53
 Immunohaematology 05 (Machine-Based Analysis)
 (Machine-based, whole blood) (237).....54
 Immunohaematology 06
 - Molecular Diagnostic (DNA) (235).....30
 Immunohaematology 07
 (Machine-Based Analysis and titer determination)
 (Machine-based, whole blood) (238).....54
 Immunophenotyping (bone marrow or blood smears
 and leukaemia or lymphoma cells) (214).....62
 Immunophenotyping (cellular products) (617).....63
 Immunophenotyping (whole blood) (213).....61
 Immunosuppressants (lyophilized whole blood) (601).....92
 Immunosuppressants (serum / plasma) (602).....89
 Influenza Viruses
 (cell culture lysate) (370, 431, 432).....135, 154, 155
 Inhaled allergens (IgE against) (720).....48
 INR (plasma) (221, 285).....64, 68
 INR (whole blood) (286).....68
 insect poison allergens (IgE against) (720).....48
 Insulin (300).....74
 Integrase Inhibitors (plasma) (384).....147
 Interferon Gamma Release Assay (650).....56
 Iodine (plasma) (206).....101
 Iodine (urine) (205).....105
 ionized Calcium (POCT OPTI Systems) (163).....99
 ionized Calcium (POCT) (161).....99
 Iron (plasma) (206).....101
 Iron (serum) (100).....79
 Iron (urine) (205).....105
 Iron binding capacity (100).....79
 IRT (785).....86
 Isoleucine (710).....77
 Itraconazole (602).....89
- J**
 JC Virus (plasma / urine) (394).....150
- K**
 Kappa Free Light Chains (CSF) (468).....85
 Kell antigen (Machine-based, whole blood) (237, 238).....54
 Kell antigen (serum/erythrocytes suspension) (231, 232).....53
 Ketone bodies (urine) (171).....106
 KIT (767).....45
- L**
 Lacosamide (871).....88
 Lactase-gene (DNA) (770).....42
 Lactate (CSF) (464).....84
 Lactate (POCT OPTI Systems) (163).....99
 Lactate (POCT: Abaxis Piccolo) (810).....100
 Lactate (POCT) (161).....99
 Lactate (serum) (100).....79
 Lamotrigine (191, 860).....88, 93
 LDH (100, 7100).....59, 79
 LDH (POCT: Abaxis Piccolo) (810).....100
 LDL-cholesterol (151).....82
 LDL-cholesterol (POCT: Abaxis Piccolo) (810).....100
 Lead (lyophilized whole blood) (208).....101
 Lead (urine) (205).....105
 Lectin pathway (246).....57
 Legionella pneumophila (Bacterial genome) (536).....114
 Leptospira (antibody, serum) (329).....121
 Leucine (710).....77
 Leucocytes (cellular products) (617).....63
 Leucocytes (QBC systems) (209).....59
 Leucocytes (stabilized control blood) (211).....59
 Leucocytes (urine) (171).....106
 Leucocytes (whole blood) (213, 217, 612).....60, 61, 62
 Levetiracetam (191).....88
 Levomepromazine (873).....90
 LH (297).....73
 Linezolid (890).....87
 Lipase (100).....79
 Lipids (151).....82
 Lipoproteins (151).....82
 Listeria spp. (Bacterial genome) (538).....115
 Lithium (100, 195, 7100).....59, 79, 95
 LMW Heparin (281).....67
 Lopinavir (850).....91
 Lorazepam (878).....92
 Lp (a) (151).....82
 LSD (urine) (176).....104
 Lymphocytes (whole blood) (213, 612).....60, 61
 Lymphocyte Transformation Test (LTT) (656).....56
 Lysine (710).....77
- M**
 Magnesium (lyophilized whole blood) (208).....101
 Magnesium (POCT: Abaxis Piccolo) (810).....100
 Magnesium (POCT) (161).....99
 Magnesium (serum) (100, 7100).....59, 79
 Magnesium (urine) (173).....107
 Malaria (serum/plasma) (454).....133
 Manganese (lyophilized whole blood) (208).....101
 Manganese (plasma) (206).....101
 Manganese (urine) (205).....105
 Maprotiline (202, 863).....94, 96
 Maraviroc (850).....91
 Markers of Ethanol Abuse (serum) (750).....82
 Markers of Ethanol Abuse (urine) (751).....105
 MCV (stabilized control blood) (211).....59
 MCV (whole blood) (612).....60
 MDMA (urine) (177).....104
 Measles specific quotient (CSF + serum) (463).....84
 Measles Virus (cell culture lysate) (386).....150
 Measles Virus (serum) (357).....164
 Measles virus IgG Antibody Index (CSF + serum) (463).....84
 Megakaryopoiesis
 (bone marrow aspirate (digital image)) (218).....61
 MEN2A (DNA) (738).....44
 Mercury (lyophilized whole blood) (208).....101
 Mercury (urine) (205).....105
 Meropenem (890).....87
 MERS (cell culture lysate) (340).....138
 Metanephrines (175).....107
 Methadone (urine) (176).....104
 Methionine (710).....77
 Methotrexate (197).....95
 Methylmalonic Acid (187).....110
 Methylphenidate (879).....93
 Mianserine (874).....90
 Microalbumin (173).....107
 Microbiome (stool) (580).....125
 Microscopic detection of mycobacteria (Slide) (421).....127
 Mirtazapine (861).....94
 MLH1 (DNA) (783).....42
 MNS - system (DNA) (235).....30
 molecular susceptibility testing of tuberculosis bacteria
 (suspensions of mycobacterial strains) (426).....129
 Molybdaen (207).....101
 Monkeypox virus / Orthopoxviruses (418).....158
 Monocytes (whole blood) (612).....60
 Morphology (Slide (fixed)) (413).....127
 Morphology of erythrocytes (blood smear) (212).....61
 Morphology of leukocytes (blood smear) (212).....61
 Morphology of platelets (blood smear) (212).....61
 Mould Fungus (living cultures) (491).....130
 MRSA (Bacterial genome) (539).....115
 MSH2 (DNA) (783).....42
 MSH6 (DNA) (783).....42
 MTHFR (whole blood, Dna) (732).....31
 MTHFR C677T (DNA) (747).....35
 MTHFR C677T (whole blood, Dna) (732).....31
 Mucorales (living cultures) (490).....130
 Multiple Endocrine Neoplasia Type 2A (DNA) (738).....44
 Multiplex Test
 (cell culture lysate) (431, 432, 433).....151, 154, 155
 Multiplex Test (suspensions of feces) (430).....141
 Mumps Virus (cell culture lysate) (387).....150
 Mumps Virus (serum) (356).....164
 Myasthenia gravis (serum) (269).....51
 Mycobacteria (Slide) (421).....127
 Mycobacteria (sputum) (422, 424).....128
 Mycobacteria (suspensions of mycobacterial strains)
 (423, 425, 426, 427).....127, 128, 129
 Mycobacterial diagnostics 01
 - Microscopy (Slide) (421).....127
 Mycobacterial diagnostics 02
 - Cultivation (sputum) (422).....128
 Mycobacterial diagnostics 03 - Identification
 (suspensions of mycobacterial strains) (423).....128
 Mycobacterial diagnostics 04 - NAT tuberculosis bacter-
 ia (sputum) (424).....128
 Mycobacterial diagnostics 05 - Drug Susceptibility
 Testing of tuberculosis bacteria
 (suspensions of mycobacterial strains) (425).....129
 Mycobacterial diagnostics 06 - Molecular Drug Suscep-
 tibility Testing of tuberculosis bacteria (suspensions
 of mycobacterial strains) (426).....129
 Mycobacterial diagnostics 07 - Drug Susceptibility
 Testing of nontuberculous mycobacteria
 (suspensions of non-mycobacterial strains) (427).....127
 Mycology (living cultures) (490, 490, 491).....130
 Mycophenolic acid (602).....89
 Mycoplasma pneumoniae (antibody, serum) (324).....122
 Mycoplasma pneumoniae (Bacterial genome) (541).....115
 Mycoserology (serum or liquor) (481).....131
 Mycoserology (serum) (480).....131
 MYD88 (766).....45
 Myocardial Markers (760, 761).....76, 77
 Myoglobin (760).....76
- N**
 N-Desmethylclozapine (200, 862, 863).....90, 94
 N-Desmethylnmethsuximide (192).....88
 N334K (793).....32
 Neisseria gonorrhoeae (Bacterial genome) (530).....112
 Neonatal Bilirubin (110).....86
 Neuroborreliosis (CSF) (465).....84
 Neutrophilic Granulocytes (whole blood) (612).....60
 Nevirapine (850).....91
 Newborn screening (785, 785).....86
 Next Generation Sequencing (stool) (580).....125
 NGS-Analysis (stool) (580).....125
 Nickel (lyophilized whole blood) (208).....101
 Nickel (plasma) (206).....101
 Nickel (urine) (205).....105
 Nitrazepam (877).....92
 Nitrite (urine) (171).....106
 NK-cells (cellular products) (617).....63
 NK-Cells (EDTA-whole blood) (651).....55
 NK-cells (whole blood) (213).....61
 Nontuberculous mycobacteria
 (suspensions of mycobacterial strains) (427).....127
 Norclomipramine (serum) (199, 203, 863).....94, 96, 97
 Norclomipramine (urine) (204).....106

- Nordiazepam (876)..... 91
 Nordoxepin (serum) (201, 203, 863)..... 94, 96, 97
 Nordoxepin (urine) (204)..... 106
 Norepinephrine (plasma) (185)..... 78
 Norepinephrine (urine) (175)..... 107
 Normapropitiline (202)..... 96
 Normetanephrine (175)..... 107
 Noroviruses (suspensions of feces) (381, 430)..... 141, 151
 Nortrimipramine (serum) (201, 203)..... 96, 97
 Nortrimipramine (urine) (204)..... 106
 Nortriptyline (serum) (199, 203, 863)..... 94, 96, 97
 Nortriptyline (urine) (204)..... 106
 NPM1 Exon 11 Mutation(s) (798)..... 44
 NPM1 Nomenclature (798)..... 44
 NSAIDs (194)..... 93
 NSE (292)..... 103
 NT-pro BNP (760)..... 76
- O**
- O-Desmethylvenlafaxine (860, 861)..... 93, 94
 Olanzapine (862, 875)..... 91, 94
 Oligoclonal IgG (CSF / serum) (462)..... 83
 Opiate (urine) (174)..... 104
 Orgaran (282)..... 67
 Ornithine (710)..... 77
 Osmolality (serum) (100)..... 79
 Osmolality (urine) (173)..... 107
 Oxazepam (876)..... 91
- P**
- p-ANCA (serum) (257)..... 49
 p.D816V (767)..... 45
 p.L265P (766)..... 45
 PAI-1 (4G/5G) (DNA) (748)..... 35
 PAI-1 (4G/5G) (whole blood, Dna) (735)..... 31
 Paliperidone (862)..... 94
 Pancreas (300)..... 74
 Pancreas amylase (serum) (100)..... 79
 Panel for Viral Meningitis (cell culture lysate) (433)..... 151
 Pantothenic acid (Vitamin B5) (290)..... 109
 PAP (785)..... 86
 PAPP-A (serum / plasma) (305)..... 73
 Paracetamol (194)..... 93
 Parainfluenza Viruses (cell culture lysate) (388, 431)..... 152, 154
 Paraneoplastic Neuropathies (serum) (265)..... 50
 Parasite Microscopy (blood smear) (456)..... 132
 Parasite Microscopy (stool) (451)..... 132
 Parasites (blood smear) (456)..... 132
 Parasites (pictures) (906, 907)..... 134
 Parasites (serum/plasma) (452, 454, 455)..... 133
 Parasites (stool) (451)..... 132
 Parechovirus (cell culture lysate) (407, 431, 433)..... 151, 152, 154
 Parechovirus (suspensions of feces) (430)..... 141
 Paroxetine (875)..... 91
 Parvovirus B19 (plasma) (367)..... 152
 Parvovirus B19 (serum) (342)..... 165
 pCO₂ (POCT OPTI Systems) (163)..... 99
 pCO₂ (POCT) (161)..... 99
 PCR/NAT Multiplex (548)..... 116
 Pentaporphyrin (178)..... 107
 Perazine (860, 874)..... 90, 93
 Peripheral Neuropathies (serum) (267)..... 51
 pH (POCT OPTI Systems) (163)..... 99
 pH (POCT) (161)..... 99
 pH (urine) (171)..... 106
 Phenobarbital (195)..... 95
 Phenylalanine (710)..... 77
 Phenytoin (195)..... 95
 Phosphate (POCT: Abaxis Piccolo) (810)..... 100
 Phosphate (serum) (100)..... 79
 Phosphate (urine) (173)..... 107
 Phosphoethanolamine (710)..... 77
 Phospholipids (151)..... 82
 PhosphoTau Protein (pTau) (CSF) (466)..... 85
 Photometer Controls (181)..... 97
 Pipamperone (873)..... 90
 Piperacilline (890)..... 87
 Pituitary (298)..... 72
 Placental growth factor (625)..... 74
 Plasma Cell Neoplasia-MRD Immunophenotyping (821)..... 82
 Plasmaprotein (240, 241, 242)..... 98
 Plasminogenactivator-Inhibitor (PAI):
 4G, 5G (DNA) (748)..... 35
 Plasminogenactivator-Inhibitor (PAI):
 4G, 5G (whole blood, Dna) (735)..... 31
 Platelet antibodies (233)..... 53
 Platelet antigens (233)..... 53
 Platelet Immunology (233)..... 53
 Platin (206)..... 101
 PLGF (625)..... 74
 PMS2 (DNA) (783)..... 42
 Pneumocystis jirovecii (Fungal genome) (560)..... 129
 PNH (EDTA-whole blood) (616)..... 62
 pO₂ (POCT OPTI Systems) (163)..... 99
 pO₂ (POCT) (161)..... 99
 Porphobilinogen (urine) (180)..... 108
 Porphyrins (178)..... 107
 Posaconazole (198)..... 89
 Potassium (POCT OPTI Systems) (163)..... 99
 Potassium (POCT: Abaxis Piccolo) (810)..... 100
 Potassium (POCT) (161)..... 99
 Potassium (serum) (100, 7100)..... 59, 79
 Potassium (urine) (173)..... 107
 Preeclampsia Marker (625)..... 74
 Pregabalin (872)..... 89
 Primidon (195)..... 95
 Pro-Gastrin-Releasing Peptide (299)..... 103
 Pro-insuline (300)..... 74
 Procalcitonin (serum) (320)..... 122
 Progenitor Cells (whole blood) (217)..... 62
 Progesterone (302)..... 75
 Prolactin (298)..... 72
 Proline (710)..... 77
 Prostatic acid Phosphatase (100)..... 79
 Protease Inhibitors (plasma) (384)..... 147
 Protein (CSF) (460)..... 83
 Protein (POCT: Abaxis Piccolo) (810)..... 100
 Protein (serum) (100, 141, 7100)..... 59, 79, 83
 Protein (urine) (171, 173)..... 106, 107
 Protein Analysis (CSF + serum) (460)..... 83
 Protein C (DNA) (790)..... 36
 Protein S (DNA) (791)..... 36
 Protein S (plasma) (225)..... 65
 Prothrombin G20210A (DNA) (746)..... 36
 Prothrombin G20210A (whole blood, Dna) (731)..... 32
 PSA (292, 293)..... 103
 Psychostimulants (879)..... 93
 Psychotherapeutic Drugs (860, 861, 862, 863)..... 93, 94
 Pyridoxal-5-phosphate (Vitamin B6)
 (lyophilized whole blood) (291)..... 110
 Pyridoxal-5-phosphate (Vitamin B6) (serum) (290)..... 109
- Q**
- Quetiapine (860, 861, 862)..... 93, 94
 Quick (plasma) (221, 285)..... 64, 68
 Quick (whole blood) (286)..... 68
- R**
- Rabies Virus (lyophilized) (390)..... 153
 Rabies Virus (serum) (336)..... 165
 Raltegravir (850)..... 91
 Reboxetine (873)..... 90
 Respiratory Stimulants (870)..... 95
 Respiratory Stimulants (870)..... 95
 Respiratory Syncytial Virus
 (cell culture lysate) (359, 432)..... 136, 155
 Respiratory Virus Panel
 (cell culture lysate) (431, 432)..... 154, 155
 Ret Proto-Oncogene (DNA) (738)..... 44
 Reticulated Platelets (216)..... 60
 Reticulocyte production Index (RPI) (216)..... 60
 Reticulocytes (blood smears) (215, 215)..... 60
 Reticulocytes (whole blood) (216)..... 60
 Retinol (Vitamin A) (290)..... 109
 Retinol binding protein (urine) (182)..... 109
 Reverse Transcriptase Inhibitors (plasma) (384)..... 147
 Rh - Subtyping (Machine-based, whole blood) (237)..... 54
 Rh - Subtyping (serum/erythrocytes suspension) (231, 232)..... 53
 Rh - Subtyping (without Cw)
 (Machine-based, whole blood) (238)..... 54
 Rh (D) Factor (Machine-based, whole blood) (237, 238)..... 54
 Rh (D) Factor
 (serum/erythrocytes suspension) (231, 232)..... 53
 RHCE (DNA) (235)..... 30
 RHD - Deletion (DNA) (235)..... 30
 RHD (DNA) (235)..... 30
 Rheumatoid Arthritis (serum) (273)..... 52
 Rheumatoid Factor (IgA) (serum) (273)..... 52
 Rheumatoid Factor (IgG) (serum) (273)..... 52
 Rheumatoid Factor (IgM) (serum) (273)..... 52
 Rheumatoid Factor (serum) (273, 323)..... 52, 122
 Ribavirine (850)..... 91
 Riboflavin (Vitamin B2) (lyophilized whole blood) (291)..... 110
 Riboflavin (Vitamin B2) (serum) (290)..... 109
 Rickettsia (antibody, serum) (330)..... 123
 Rilpivirin (850)..... 91
 Risperidone (862)..... 94
 Ritalinic acid (879)..... 93
 Ritonavir (850)..... 91
 Rivaroxaban (503)..... 70
 ROMA-Score (292)..... 103
 Rotaviruses (suspensions of feces) (430)..... 141
 Rotaviruses (suspensions of feces) (401)..... 155
 ROTEM Sigma (plasma) (509)..... 70
 Rubella specific quotient (CSF + serum) (463)..... 84
 Rubella Virus (cell culture lysate) (389)..... 156
 Rubella Virus (serum) (341)..... 165
 Rubella virus IgG Antibody Index (CSF + serum) (463)..... 84
 Rufinamide (871)..... 88
 RUNX1 (CDS) Mutation(s) (798)..... 44
 RUNX1 Nomenclature (798)..... 44
- S**
- S100 (292)..... 103
 S65C (741)..... 34
 Salicylic acid (194)..... 93
 Salmonella (antibody, serum) (331)..... 123
 Salmonella enterica (Bacterial genome) (537)..... 116
 Sapoviruses (suspensions of feces) (430)..... 141
 Sarcosine (710)..... 77
 SARS-CoV-2 (Ag) (cell culture supernatants) (410)..... 135
 SARS-CoV-2
 (cell culture lysate) (340, 409, 417, 431)..... 138, 154, 156
 SARS-CoV-2 (cell culture supernatants) (410)..... 135
 SARS-CoV-2 (RNA) (cell culture lysate) (409)..... 156
 SARS-CoV-2 (serum) (416)..... 166
 sC5b-9 (247)..... 57
 SCC (292)..... 103
 Schistosomiasis (serum/plasma) (454)..... 133
 Sediment Pictures (pictures) (172)..... 108
 Selenium (lyophilized whole blood) (208)..... 101
 Selenium (plasma) (206)..... 101
 Selenium (urine) (205)..... 105
 Serine (710)..... 77
 Serotonin (plasma) (185)..... 78
 Serotonin (urine) (175)..... 107
 SERPINC1 (792)..... 33
 Sertraline (serum) (873)..... 90
 Serum Proteins (141)..... 83
 SF3B1 (DNA) (797)..... 46

- SF3B1 Exon 14-15 (DNA) (797)..... 46
SF3B1 Nomenclature (DNA) (797)..... 46
sFLT-1 (soluble fms-like tyrosine kinase-1) (625)..... 74
Sirolimus (601)..... 92
SMN1 (DNA) (787)..... 42
SMN2 (DNA) (787)..... 42
SNRPN (DNA) (786)..... 37
sO2 (POCT OPTI Systems) (163)..... 99
Sodium (POCT OPTI Systems) (163)..... 99
Sodium (POCT: Abaxis Piccolo) (810)..... 100
Sodium (POCT) (161)..... 99
Sodium (serum) (100, 7100)..... 59, 79
Sodium (urine) (173)..... 107
specific gravity (urine) (171)..... 106
Staining characteristics (411, 412)..... 126
Staining characteristics (Slide (fixed)) (413)..... 127
STAT3 (DNA) (769)..... 47
Status of hantavirus infection (serum) (355)..... 160
STEC (Bacterial genome) (534)..... 113
Stem Cells (whole blood) (217)..... 62
Steroid Hormones (302)..... 75
sTfR (241)..... 98
Stool parasites (pictures) (907)..... 134
Stool parasites (stool) (451)..... 132
Streptococcal AB (antibody, serum) (321)..... 123
Sulbactam (890)..... 87
Sulthiame (191)..... 88
Susceptibility Testing of
 nontuberculous mycobacteria (427)..... 127
Susceptibility Testing of tuberculosis bacteria (425)..... 129
Susceptibility tests (3 Samples) (drying process) (411)..... 126
Susceptibility tests (5 samples) (Lyophilisate) (412)..... 126
Syphilis (311)..... 124
Systematic Toxicological Analysis (STA) (188)..... 105
- T**
T-cells (cellular products) (617)..... 63
T-Cells (EDTA-whole blood) (651)..... 55
T-Helper Cells (EDTA-whole blood) (651)..... 55
T-lymphocytes (whole blood) (213)..... 61
T3 (294, 302)..... 75
T4 (294, 302)..... 75
Tacrolimus (601)..... 92
Taurine (710)..... 77
Tazobactam (890)..... 87
tCO2 (POCT: Abaxis Piccolo) (810)..... 100
TEG/ROTEM (283)..... 68
Teicoplanin (193)..... 87
Temazepam (877)..... 92
Testosterone (293, 302)..... 75, 103
Tetanus Toxoid (antibody, serum) (310)..... 124
Tetracyclic Antidepressants (202)..... 96
Theophylline (195)..... 95
Thiamine total (Vitamin B1) (291)..... 110
Thiaminpyrophosphat (TPP) (291)..... 110
Threonine (710)..... 77
Thrombin time (222, 280, 285)..... 64, 67, 68
Thrombin time (Argatroban) (230)..... 66
Thrombocyte - alleles (DNA) (235)..... 30
Thrombocytes (QBC systems) (209)..... 59
Thrombocytes (stabilized control blood) (211)..... 59
Thrombocytes (whole blood) (612)..... 60
Thrombopoietin (626)..... 74
Thyreoglobulin (Special Thyroid) (301)..... 72
Thyreoglobulin (Tumor marker) (292)..... 103
Thyroid Gland Antibodies (295)..... 75
Thyroid Hormones (294, 301, 302)..... 72, 75
Thyroxine (294, 302)..... 75
Tiagabine (872)..... 89
Tick-Borne Encephalitis (serum) (358)..... 166
Tin (serum) (207)..... 101
Tobramycin (197)..... 95
Tocopherol (Vitamin E) (290)..... 109
Topiramate (872)..... 89
Torque Teno Virus (TTV) (plasma) (408)..... 157
Total Protein C (plasma) (225, 225)..... 65
Total Tau Protein (Tau) (CSF) (466)..... 85
Toxin Gene (Bacterial genome) (545)..... 113
Toxoplasma gondii (EDTA whole blood) (457)..... 131
Toxoplasmosis (serum/plasma) (452)..... 133
TP53 (CDS) Mutation(s) (798)..... 44
TP53 (DNA) (765)..... 47
TP53 Nomenclature (798)..... 44
TPA (292)..... 103
TPS (292)..... 103
TPT (221)..... 64
TPZ (plasma) (221, 285)..... 64, 68
TPZ (whole blood) (286)..... 68
Trace Elements (lyophilized whole blood) (208)..... 101
Trace Elements (plasma) (206)..... 101
Trace Elements (serum) (207)..... 101
Trace Elements (urine) (205)..... 105
Training Program
 (plasma) (368, 378, 379, 382)..... 139, 142, 144, 146
TRAK/THYBIA (295)..... 75
Transferrine (plasma) (241)..... 98
Transferrine (serum) (100)..... 79
Transferrine (urine) (182)..... 109
Trazodone (876)..... 91
Treponema pallidum (antibody, serum) (311)..... 124
Tricyclic Antidepressants (serum) (199, 201, 202, 203)..... 96, 97
Tricyclic Antidepressants (urine) (204)..... 106
Triglycerides (100, 151, 7100)..... 59, 79, 82
Triglycerides (POCT: Abaxis Piccolo) (810)..... 100
Trijodthyronin (294, 302)..... 75, 75
Trimipramine (serum) (201, 203, 863)..... 94, 96, 97
Trimipramine (urine) (204)..... 106
Trochenchemie (POCT: Abaxis Piccolo) (810)..... 100
Trochenchemie (POCT) (800)..... 100
Tropism Determination (plasma) (384)..... 147
Troponin I (760)..... 76
Troponin T (760)..... 76
Tryptophan (710)..... 77
TSH (dried blood spots) (785)..... 86
TSH (serum / plasma) (294)..... 75
TSH (serum) (302)..... 75
Tuberculosis (Slide) (421)..... 127
Tuberculosis (sputum) (422)..... 128
Tuberculosis (suspensions of mycobacterial strains)
 (423, 425, 426, 427)..... 127, 128, 129
Tuberculosis bacteria, genome detection
 (sputum) (424)..... 128
Tumor Markers (292, 293, 299)..... 103
Typing of adenovirus (cell culture lysate) (371)..... 136
Typing of Dengue Viruses (plasma) (369)..... 140
Typing of enterovirus (cell culture lysate) (372)..... 140
Typing of human rhinovirus (cell culture lysate) (393)..... 149
Typing of measles virus (cell culture lysate) (386)..... 150
Typing of mumps virus (cell culture lysate) (387)..... 150
Typing of parainfluenza virus (cell culture lysate) (388)..... 152
Typing of rotavirus (suspensions of feces) (401)..... 155
Typing of rubella virus (cell culture lysate) (389)..... 156
Typing of seasonal and avian influenza A viruses
 (cell culture lysate) (370)..... 135
Typing of West Nile virus (cell culture lysate) (391)..... 157
Typing of Zika virus (cell culture lysate) (403)..... 158
Tyrosine (710)..... 77
- U**
UDP-Glucuronyltransferase 1 (DNA) (742)..... 37
UF Heparin (280)..... 67
Urea (POCT OPTI Systems) (163)..... 99
Urea (POCT: Abaxis Piccolo) (810)..... 100
Urea (POCT) (161)..... 99
Urea (serum) (100, 7100)..... 59, 79
Urea (urine) (173)..... 107
Uric Acid (POCT: Abaxis Piccolo) (810)..... 100
Uric Acid (serum) (100, 7100)..... 59, 79
Uric Acid (urine) (173)..... 107
Urinary Stone (500)..... 106
Urinary Stone Analyses (500)..... 106
Urine Chemistry (171, 173, 175, 178, 182)..... 106, 107, 109
Urine Chemistry (pictures) (172)..... 108
Urine Chemistry (urine) (179)..... 108
Urine Chemistry 06 (urine) (180)..... 108
Urine Protein Differentiation (171)..... 106
Urine Sediment Pictures (pictures) (172)..... 108
Urobilinogen (171)..... 106
Urogenital Panel (Bacterial genome) (547)..... 116
Uroporphorin (178)..... 107
- V**
Valine (710)..... 77
Valproic Acid (195)..... 95
Vanadium (207)..... 101
Vancomycin (197)..... 95
Vancomycin Resistant Enterococci
 (Bacterial genome) (546)..... 117
Vanillylmandelic acid (175)..... 107
Varicella Zoster Virus (cell culture lysate) (433)..... 151
Varicella Zoster Virus (plasma) (366)..... 157
Varicella Zoster Virus (serum) (353)..... 166
Varizella zoster specific quotient (CSF + serum) (463)..... 84
Varizella zoster virus IgG Antibody Index (CSF + serum)
 (463)..... 84
Vasculitis (serum) (257)..... 49
Venlafaxine (860, 861)..... 93, 94
Viable CD34+ events (whole blood) (217)..... 62
Viable CD45+ events (whole blood) (217)..... 62
Vigabatrin (872)..... 89
Virilization (serum / plasma) (309)..... 76
Virtual Parasite Microscopy (Blood) (pictures) (906)..... 134
Virtual Parasite Microscopy (Stool) (pictures) (907)..... 134
Virus Antigen Detection - SARS-CoV-2 (Ag)
 (cell culture supernatants) (410)..... 135
Virus Detection (cell culture lysate) (370)..... 135
Virus Detection (Genome/Antigen) - Influenza Viruses
 (cell culture lysate) (370)..... 135
Virus Genome Detection - Adenoviruses
 (cell culture lysate) (371)..... 136
Virus Genome Detection - BK Virus
 (plasma / urine) (364)..... 136
Virus Genome Detection - Borna Viruses
 (cell culture lysate) (404)..... 137
Virus Genome Detection - Chikungunya Virus
 (plasma) (392)..... 137
Virus Genome Detection - Coronaviruses
 (cell culture lysate) (340)..... 138
Virus Genome Detection - Cytomegalovirus
 - additional Training Program (plasma) (368)..... 139
Virus Genome Detection - Cytomegalovirus Program 1
 (plasma) (365)..... 138
Virus Genome Detection - Cytomegalovirus Susceptibility
 Determination (plasma) (349)..... 139
Virus Genome Detection - Dengue Viruses (plasma)
 (369)..... 140
Virus Genome Detection - Enteroviruses
 (cell culture lysate) (372)..... 140
Virus Genome Detection - Epstein Barr Virus
 (plasma) (376)..... 140
Virus Genome Detection - Gastrointestinal Virus Panel
 for Multiplex Tests (suspensions of feces) (430)..... 141
Virus Genome Detection
 - Hepatitis A Virus (plasma) (377)..... 141
Virus Genome Detection - Hepatitis B Virus - additional
 Training Program (plasma) (378)..... 142
Virus Genome Detection
 - Hepatitis B Virus Genotyping (plasma) (396)..... 142
Virus Genome Detection
 - Hepatitis B Virus Program 1 (plasma) (361)..... 142

Virus Genome Detection	
- Hepatitis B Virus Susceptibility Determination (plasma) (397).....	143
Virus Genome Detection - Hepatitis C Virus	
- additional Training Program (plasma) (379).....	144
Virus Genome Detection - Hepatitis C Virus	
- Susceptibility Determination (plasma) (399).....	144
Virus Genome Detection	
- Hepatitis C Virus Geno-/Subtyping (plasma) (375).....	143
Virus Genome Detection	
- Hepatitis C Virus Program 1 (plasma) (362).....	143
Virus Genome Detection	
- Hepatitis D Virus (plasma) (400).....	145
Virus Genome Detection	
- Hepatitis E Virus (plasma) (380).....	145
Virus Genome Detection - Herpes Simplex Virus	
Type 1/Type 2 (plasma) (363).....	145
Virus Genome Detection - HIV-1 (RNA)	
- additional Training Program (plasma) (382).....	146
Virus Genome Detection	
- HIV-1 (RNA) Program 1 (plasma) (360).....	146
Virus Genome Detection - HIV-1 Drug Susceptibility Determination (plasma) (383).....	147
Virus Genome Detection - HIV-2 (RNA)	
(plasma) (395).....	148
Virus Genome Detection - Human Herpesvirus 6	
(HHV-6) (cell culture lysate) (405).....	148
Virus Genome Detection - Human Herpesvirus 8	
(HHV-8) (cell culture lysate) (406).....	148
Virus Genome Detection - Human Metapneumovirus	
(cell culture lysate) (385).....	149
Virus Genome Detection - Human Papilloma Viruses	
(cell culture lysate) (373).....	149
Virus Genome Detection - Human Rhinoviruses	
(cell culture lysate) (393).....	149
Virus Genome Detection - JC Virus	
(plasma / urine) (394).....	150
Virus Genome Detection - Measles Virus	
(cell culture lysate) (386).....	150
Virus Genome Detection - Mumps Virus	
(cell culture lysate) (387).....	150
Virus Genome Detection - Norovirus	
(suspensions of feces) (381).....	151
Virus Genome Detection - Panel for Viral Meningitis / Encephalitis for Multiplex Tests	
(cell culture lysate) (433).....	151
Virus Genome Detection - Parainfluenza Viruses	
(cell culture lysate) (388).....	152
Virus Genome Detection - Parechovirus	
(cell culture lysate) (407).....	152
Virus Genome Detection - Parvovirus B19	
(plasma) (367).....	152
Virus Genome Detection - Rabies Virus	
(Tollwutvirus) (lyophilised) (390).....	153
Virus Genome Detection - Respiratory Syncytial Virus	
(Antigen/Genome) (cell culture lysate) (359).....	136
Virus Genome Detection - Respiratory Virus Panel 1 for Multiplex Tests (cell culture lysate) (431).....	154
Virus Genome Detection - Respiratory Virus Panel 2 for Multiplex Tests (cell culture lysate) (432).....	155
Virus Genome Detection - Rotaviruses	
(suspensions of feces) (401).....	155
Virus Genome Detection - Rubella Virus	
(cell culture lysate) (389).....	156
Virus Genome Detection - SARS-CoV-2	
(cell culture lysate) (409).....	156
Virus Genome Detection - Torque Teno Virus (TTV)	
(plasma) (408).....	157
Virus Genome Detection - Varicella Zoster Virus	
(plasma) (366).....	157
Virus Genome Detection	
- West Nile Virus (cell culture lysate) (391).....	157
Virus Genome Detection	
- Zika Virus (cell culture lysate) (403).....	158
Virus Immunology - Borna Viruses (Ab) (serum) (415).....	159
Virus Immunology - Chikungunya Virus	
(Ab) (cell culture lysate) (402).....	159
Virus Immunology - Cytomegalovirus	
(Ab) (serum) (351).....	159
Virus Immunology - Dengue Viruses	
(Ab and NS1 Antigen) (serum) (350).....	160
Virus Immunology	
- Epstein Barr Virus (Ab) (serum) (352).....	160
Virus Immunology	
- Hantaviruses (Ab) (serum) (355).....	160
Virus Immunology	
- Hepatitis A Virus (Ab) (serum) (343).....	161
Virus Immunology - Hepatitis B Virus Program 1 (HBsAg, Anti-HBs, Anti-HBc) (serum) (344).....	161
Virus Immunology - Hepatitis B Virus Program 2	
(Anti-HBc-IgM, HBeAg, Anti-HBe) (serum) (345).....	161
Virus Immunology - Hepatitis C Virus (Ab and HCV Antigen) (serum) (346).....	162
Virus Immunology - Hepatitis D Virus (Ab) (serum) (347).....	162
Virus Immunology - Hepatitis E Virus (Ab) (serum) (348).....	162
Virus Immunology - Herpes Simplex Viruses (Ab) (serum) (354).....	163
Virus Immunology - HIV-1 p24 Antigen (serum) (337).....	163
Virus Immunology - HIV-1/HIV-2 (Ab) (serum) (335).....	163
Virus Immunology - HTLV-1/HTLV-2 (Ab) (serum) (339).....	164
Virus Immunology - Measles Virus (Ab) (serum) (357).....	164
Virus Immunology - Mumps Virus (Ab) (serum) (356).....	164
Virus Immunology - Parvovirus B19 (Ab) (serum) (342).....	165
Virus Immunology - Rabies Virus (Tollwutvirus) (Ab) (serum) (336).....	165
Virus Immunology - Rubella Virus (Ab) (serum) (341).....	165
Virus Immunology - SARS-CoV-2 (Ab) (serum) (416).....	166
Virus Immunology - Tick-Borne Encephalitis	
(TBE/FSME) Virus (Ab) (serum) (358).....	166
Virus Immunology - Varicella Zoster Virus (Ab) (serum) (353).....	166
Virus Immunology - Zika Virus (Ab) (serum) (338).....	167
Virusgenome-Detection - SARS-CoV-2-VOC-Analysis	
(cell culture lysate) (417).....	156
Vitamin C (plasma) (296).....	110
Vitamins (lyophilized whole blood) (291).....	110
Vitamins (plasma) (187, 296).....	110
Vitamins (serum) (290).....	109
VLDL-cholesterol (POCT: Abaxis Piccolo) (810).....	100
VOC-Analysis (cell culture lysate) (417).....	156
Voriconazole (198).....	89
VRE (Bacterial genome) (546).....	117
W	
West Nile Virus (cell culture lysate) (391).....	157
Willebrand Factor (227).....	66
Y	
Yeasts (living cultures) (490, 491).....	130
Yersinia (antibody, serum) (315).....	125
Z	
Zika Virus (cell culture lysate) (403).....	158
Zika Virus (serum) (338).....	167
Zinc (lyophilized whole blood) (208).....	101
Zinc (plasma) (206).....	101
Zinc (urine) (205).....	105
Ziprasidone (862, 873).....	90, 94

INSTAND

INSTAND International GMBH

Ubierstr. 20, 40223 Duesseldorf, Germany

T +49 [0] 211 876 3529 0

E info@instand-international.com

Represented by:

Chief Executive Officer: Prof. Dr. rer. nat. Ingo Schellenberg

Register:

Registered in the Registry of Associations

Register Court: Amtsgericht Düsseldorf Register

Number: HRB 95353

Sales tax identification number according to § 27a Sales Tax Act:

DE351329066

Version: 09/01/2025



INSTAND International GMBH is distributing EQA Schemes globally as a subsidiary of INSTAND e.V. and is based in Germany.

INSTAND e.V. is an interdisciplinary, non-profit, scientific-medical professional association. It operates as a reference institution according to the Guideline of the German Medical Association on Quality Assurance in Medical Laboratory Examinations – Rili-BÄK. INSTAND is based in Germany and has more than 300 members worldwide. INSTAND is a member of numerous national and international professional societies and standardization committees, including DIN, CEN, and ISO. INSTAND's excellent global scientific network is a valuable tool to draw upon for research projects for quality assurance. INSTAND is accredited according to DIN EN ISO/IEC 17043.



INSTAND

INSTAND International GMBH
Address: Ubierstr. 20, 40223 Duesseldorf, Germany
Telephone: +49 211 876 3529 0
E-mail: info@instand-international.com